

















READING 1: THE RIGHT JOB FOR YOU

PREVIEW THE READING

You are going to read a Web page for people who are looking for work.

These are some words from Reading 1. Read the sentences. Then, write each underlined word next to the correct definition.

-  1. He had a 30-year career as a doctor at a City Hospital.
 -  2. We always plan our August vacation in June. We decide where to go.
 -  3. I wish you success in your new job.
 -  4. Good doctors have the skill to help sick people.
 -  5. The job center tries to match people and jobs, so people are happy in their jobs.
 -  6. It is a difficult problem. I cannot solve it.
 -  7. They have new ideas all the time. They are very creative.
 -  8. I have a difficult decision. Do I get a job or go to college?
-
-  a. _____ (*verb*) to decide what you are going to do and how
 -  b. _____ (*verb*) to find the answer to a problem
 -  c. _____ (*noun*) a choice that you make after thinking
 -  d. _____ (*noun*) a job that you learn to do and then do for many years
 -  e. _____ (*noun*) getting what you want, doing well
 -  f. _____ (*noun*) something you do well
 -  g. _____ (*verb*) to put together two things that belong together
 -  h. _____ (*adjective*) having a lot of new ideas
-

PREVIEW THE TEXT



Good readers preview a text (for example, an article, a Web page, or a story) before reading it. They look quickly at the text and its different parts. This helps them understand it.

Here are some tips to help you preview:

- Read the **title**. The title is the name of the text.
- Read the **headings**. A heading is a short line of text. It tells what a section is about. Often there is a heading above each section.
- Look at any **pictures** and their **captions**. A caption is the text under the picture.

The reading below is a web page for people who are looking for work. Preview (don't read all!) the web page. Then complete the sentences.

1. This is the Web page of a _____.
a. university b. career center c. newspaper
 2. This website is useful if you want _____.
a. a job b. a school c. an office
 3. The Web page has _____ steps.
a. two b. three c. four
-

READING 1

Read the following text below. You can listen to it as well by clicking on the blue speaker button.

Winter Hill Career Center

The Right Job for You



What kind of work do you want? What are your **skills**? What are your interests? The Winter Hill **Career** Center can help you choose a **career**! After you take the test, meet with us. We can help you find work that **matches** your **skills** and interests.

Step 1: Take the career test.

Step 2: Choose possible careers.

Step 3: Visit us and **plan** your career.

Step 1: Take the **career** test.



This is the Winter Hill **Career** Center test. It **matches** you with possible **careers**. It is important that your **skills** and interests **match** your career. Happy workers have more **success**. Check(✓) your **skills** and interests to find your worker type.

Type 1	<input type="checkbox"/> I like to be outside. <input type="checkbox"/> I am good with my hands. <input type="checkbox"/> I fix things around the house.	Type 4	<input type="checkbox"/> I like to talk to different people. <input type="checkbox"/> I often plan activities. <input type="checkbox"/> I like to help people.
Type 2	<input type="checkbox"/> I like to solve problems. <input type="checkbox"/> I like to learn new information. <input type="checkbox"/> I like science.	Type 5	<input type="checkbox"/> I like to talk. <input type="checkbox"/> People usually listen to me. <input type="checkbox"/> I make decisions easily.
Type 3	<input type="checkbox"/> I write poetry. <input type="checkbox"/> I often talk about my feelings. <input type="checkbox"/> I am creative .	Type 6	<input type="checkbox"/> I follow directions carefully. <input type="checkbox"/> I am good with details. <input type="checkbox"/> I am good with numbers.

Step 2: Choose Possible **Careers**



Which type of worker are you? Look at the boxes with checks (✓). Any section with two or three check marks is your type. Look below for some possible **careers** for your worker type. Do any of the **careers** look good to you? We can help you decide.



Type 1: carpenter, construction worker



Type 2: doctor, computer programmer



Type 3: chef, hairdresser



Type 4: nurse, teacher



Type 5: lawyer, business person



Type 6: accountant, office manager







Step 3: Visit us and **plan** your career.

Reading Comprehension

What are the 3 steps to finding a right job?

- _____ Go to the Winter Hill Career Center
- _____ Check your skills and interests.
- _____ Look at careers that match your skills and interests.

Which career matches each person's skills and interests?

-  1. I like to help people. I often plan activities.
 - a. teacher
 - b. carpenter
-  2. I like to talk. I make decisions easily.
 - a. accountant
 - b. lawyer
-  3. I'm good with numbers. I follow directions carefully.
 - a. accountant
 - b. teacher
-  4. I'm creative. I like art, music, and movies.
 - a. hairdresser
 - b. nurse
-  5. I like science. I like to learn new information.
 - a. computer programmer
 - b. construction worker
-  6. I'm good with my hands. I like to be outside.
 - a. chef
 - b. carpenter

The reading says, *"It is important that your skills and interests match your career."* Why is it important?

What type of worker are you? Write a few sentences explaining your answer.