











Marks:

## Homework – unit 4 – Lesson 2

Name:.....







\*\*\*\*\*

### Task 1: Listen and tick.

1.	a. 	<input type="checkbox"/>	b. 	<input type="checkbox"/>
2.	a. 	<input type="checkbox"/>	b. 	<input type="checkbox"/>
3.	a. 	<input type="checkbox"/>	b. 	<input type="checkbox"/>
4.	a. 	<input type="checkbox"/>	b. 	<input type="checkbox"/>
5.	a. 	<input type="checkbox"/>	b. 	<input type="checkbox"/>

### Task 2: Look, read and number.

1. pasta    2. pizza    3. juice    4. chips    5. water    6. chicken

a. 	<input type="checkbox"/>	c. 	<input type="checkbox"/>	e. 	<input type="checkbox"/>
b. 	<input type="checkbox"/>	d. 	<input type="checkbox"/>	f. 	<input type="checkbox"/>

Miss Thuy 

**Task 3: Look and read, put a tick (✓) or cross (x) in the box.**


☐

1. It's black and white.


☐

3. They are black shoes.


☐

5. I like fish.


☐

2. This is number twelve.


☐

4. They are my socks.


☐

6. I don't like salad.

**Task 4: Look and connect**

1. mum

2. grandma

3. old

4. thirteen

5. young



**Task 5: Fill in the blank with: a / an**

1. .... pencil
2. .... ruler
3. .... eraser
4. .... iguana
5. .... arm

6. .... leg
7. .... glue stick
8. .... ugly man
9. .... chair
10. .... orange