










Name -










**Phase 1- Foundation Numeracy**  
**Class Worksheet -21**

Stage-	Progressing	Grade-	2
Conceptual Area -	Geometry	Topic-	Spacial understanding of 2 D shapes

A. Look at the objects in the grid and fill in the blanks.

3	 PENCIL	 FLOWER	 BALL
2	 KEY	 CAR	 CAKE
1	 APPLE	 BREAD	 HOUSE
	A	B	C

- a. What is on A1? APPLE
- b. What is there on B1? \_\_\_\_\_
- c. Where is there on C2? \_\_\_\_\_
- d. What is there on C3? \_\_\_\_\_
- e. What is there on B2? \_\_\_\_\_
- f. Where is the pencil? \_\_\_\_\_

3	 CLOWN	 FISH	 CLOCK
2	 BUTTERFLY	 SUN	 CARROT
1	 HEART	 ICE CREAM	 GUITAR
	A	B	C

- a. What is on A2?
- b. What is the clown?
- c. Where is there on C1?
- d. What is the Ice Cream?
- e. What is there on B2?
- f. Where is the carrot?

B. The teacher has made a map of her classroom

5	MOHIT	MAHI	SITA	HINA	
4		BHANU	DARSH		FARAH
3		KANIKA			
2	GITA	NAKUL		ANU	
1		YUG		VARUN	
	A	B	C	D	E

Find the location of these students:

- Mohit sits at \_\_\_\_\_
- Kanika sits at \_\_\_\_\_
- Darshsits at \_\_\_\_\_
- Yug sits at \_\_\_\_\_
- Anusits at \_\_\_\_\_

Place these students on their seats

- Aman sits at C2
- Neetu sits at E3
- Ashu sits at A4
- Neena sits at E5
- Ajay sits at A1