



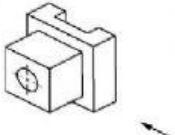
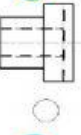
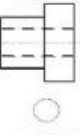
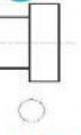
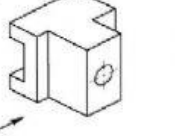
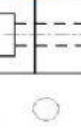
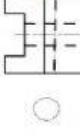
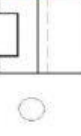
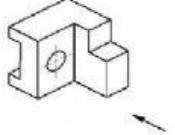
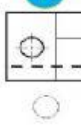
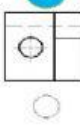
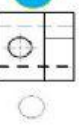
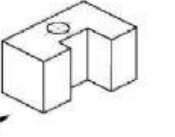

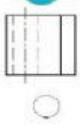
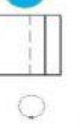
رؤيتنا: نحو جيل متميز بالعلم والقيم، متمكن تكنولوجيا يسعى بالارتقاء بالوطن في ظل الولاء والانتماء

الاسم :

الشعبة :

الرقم الاكاديمي :

The fig .below Shows four (4) Isometric pictorial drawings .Choose the correct view for each Isometric looking in the direction of the arrow :-

<b>A</b> 	<b>1</b>  <input type="radio"/>	<b>2</b>  <input type="radio"/>	<b>3</b>  <input type="radio"/>
<b>B</b> 	<b>1</b>  <input type="radio"/>	<b>2</b>  <input type="radio"/>	<b>3</b>  <input type="radio"/>
<b>C</b> 	<b>1</b>  <input type="radio"/>	<b>2</b>  <input type="radio"/>	<b>3</b>  <input type="radio"/>
<b>D</b> 	<b>1</b>  <input type="radio"/>	<b>2</b>  <input type="radio"/>	<b>3</b>  <input type="radio"/>

## Reading Drawings

### قراءة الرسومات

My dear student its time to practice reading engineering drawings,

where reading the drawing is an art, not all people know it.

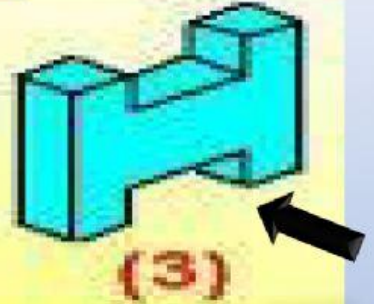
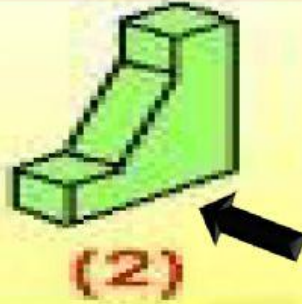
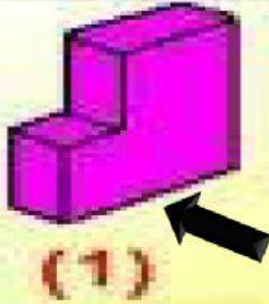
عزيزي الطالب حان الآن دور ممارسة قراءة الرسومات الهندسية.

فقراءة الرسومات فن لا يتقنه الجميع.

A	B	C	D



2-Select the correct front view for each :-



# 1- Select the correct view for each

