

SECTION 4 Questions 31-40

Questions 31 and 32

Complete the notes below.

Write **NO MORE THAN THREE WORDS AND/OR A NUMBER** for each answer.

## HAT-MAKING PROJECT

### Project Profile

Example	Answer
Name of student:	Vivien

Type of school: 31 .....

Age of pupils: 32 .....

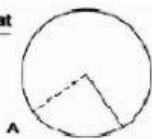
Questions 33 and 34

Label the diagrams.

Write **NO MORE THAN THREE WORDS** for each answer.

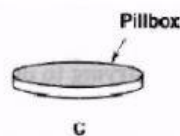
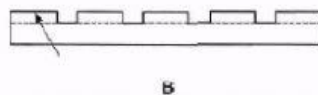
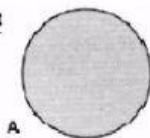
Introduction to Hat-Making

First Hat



cut into centre and 33.....the cut

Second Hat



stick flaps to 34.....of circle

### Questions 35-37

Complete the notes below.

Write **NO MORE THAN THREE WORDS** for each answer.

## DESIGN PHASE

**Stage A** Refer to research and design a hat 35 .....

**Stage B** Make a small-scale 36 ..... hat

### Constraints

- material: paper
- colours: 37 .....
- glue: must not show

### Questions 38-40

Indicate who made the hats below. Write the appropriate letter A-E next to each name.

38 Theresa.....

39 Muriel.....

40 Fabrice.....

