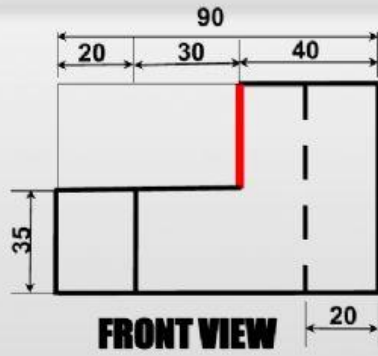
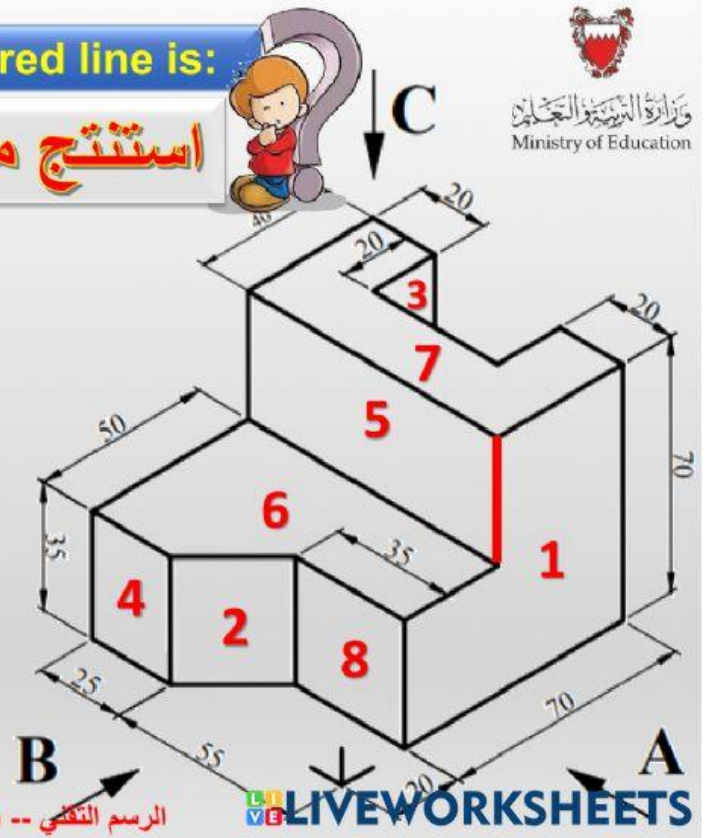


Q1 The correct measurement of the red line is:

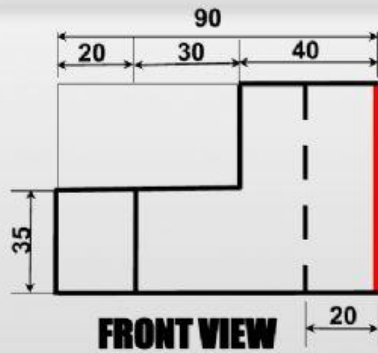
استنتج معي



- | | |
|----|---|
| 40 | 1 |
| 35 | 2 |
| 70 | 3 |

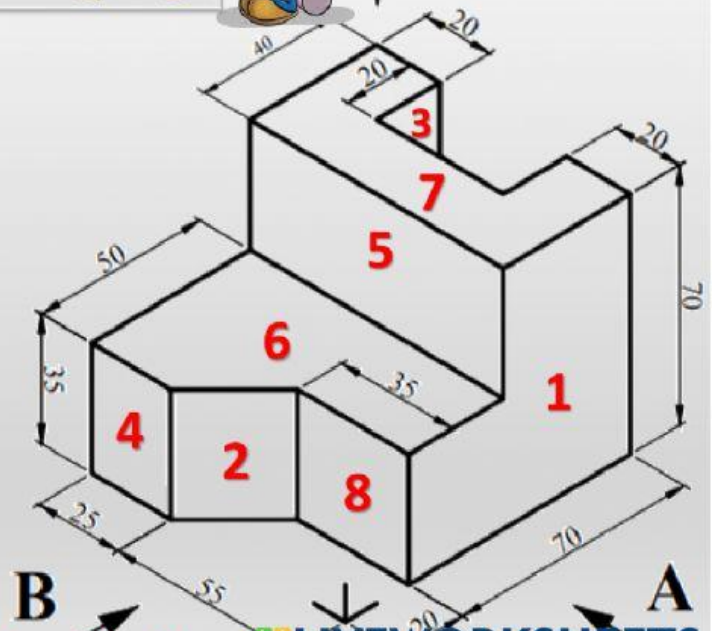


الرسم التقني -- (رسم ٨٠٢) - Exe. No 5



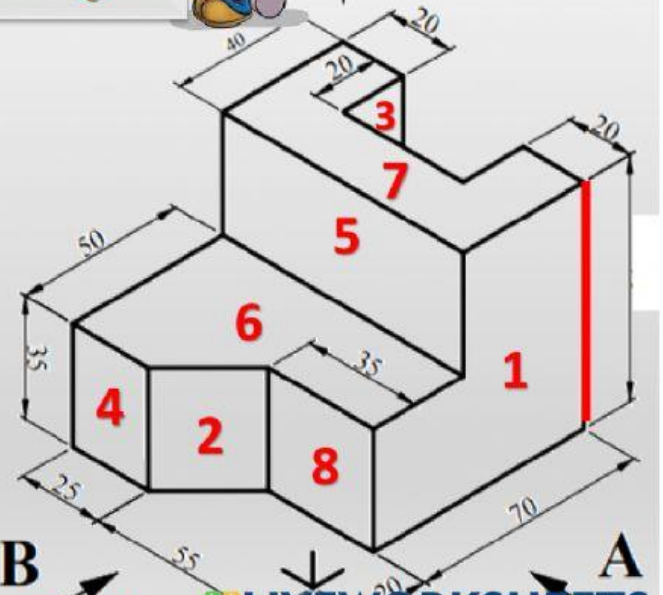

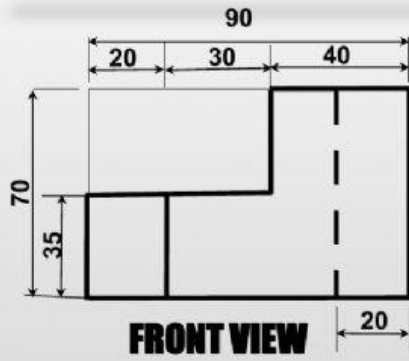
- | | |
|----|---|
| 40 | 1 |
| 50 | 2 |
| 70 | 3 |

الرسم التقني -- (رسم ٨٠٢) - Exe. No 5



Q3 What is the height of the isometric?

فكر معي



الرسم التقني -- (رسم ٨٠٢) - Exe. No 5

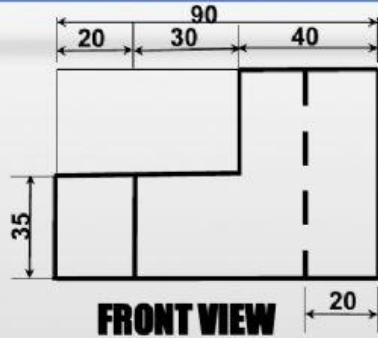
Q1

The correct measurement of the red line

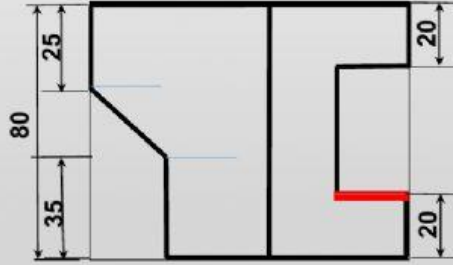


وزارة التعليم
Ministry of Education

فكر معي



FRONT VIEW



TOP VIEW

70

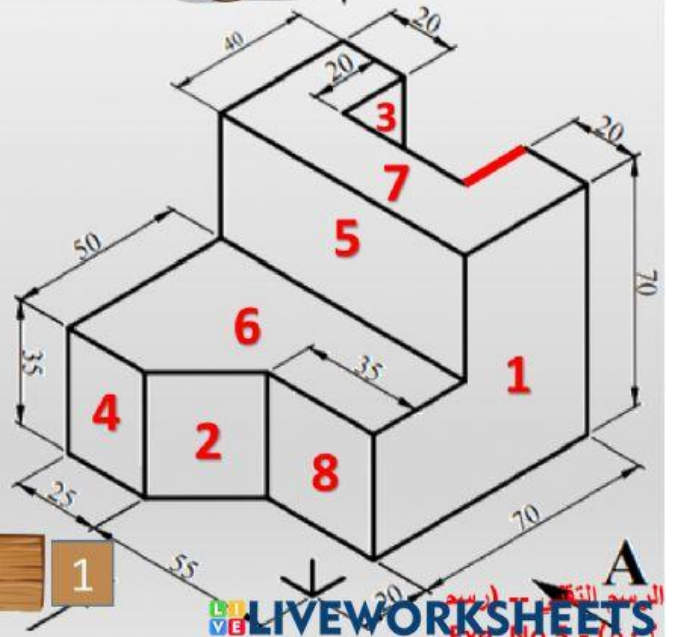
3

20

2

40

1

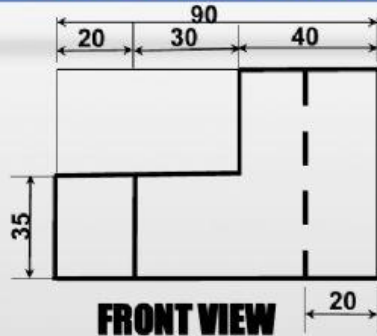


LIVEWORKSHEETS
Exe. No 3 - (A)

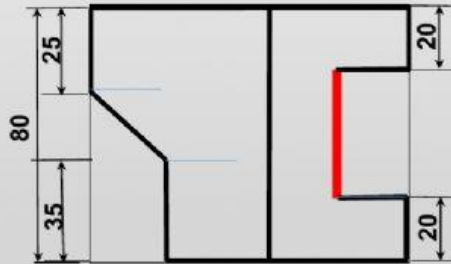
Q2

The correct measurement of the red line

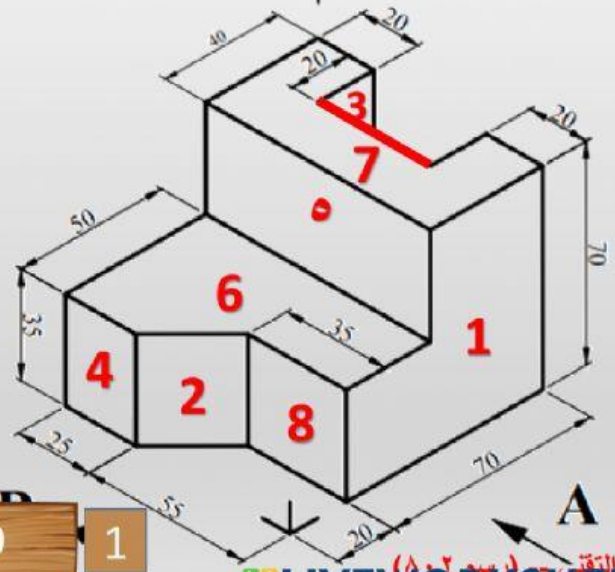

استنتاج معي



FRONT VIEW



TOP VIEW



Q3

The correct measurement of the red line

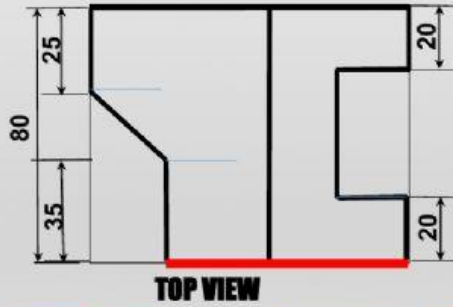
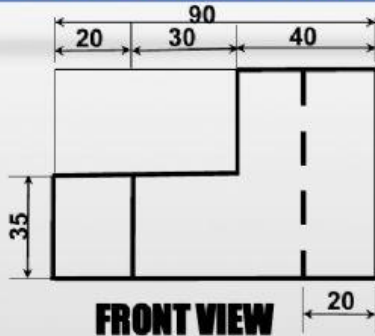


وزارة التربية والتعليم
Ministry of Education

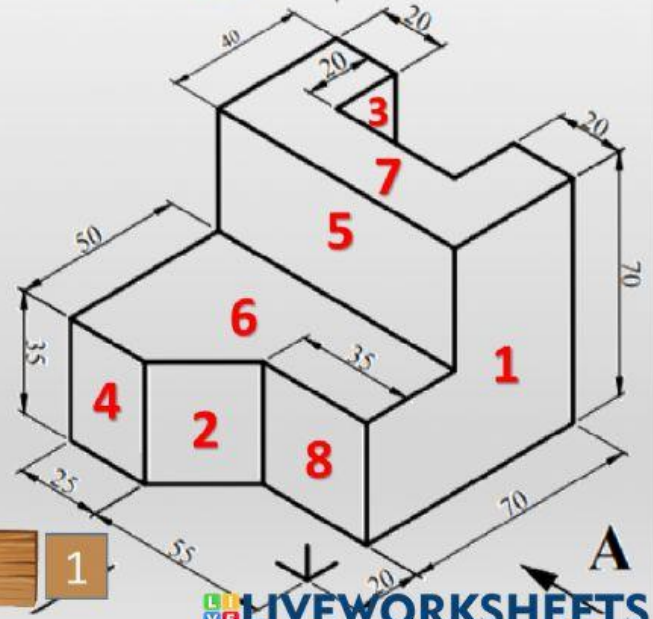
قيم فهمك



الرسم التقني --
(رسم ٨٠٢)
Exe. No 5



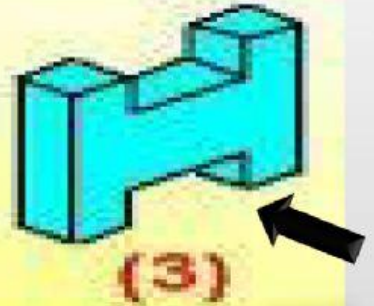
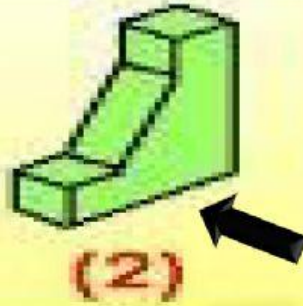
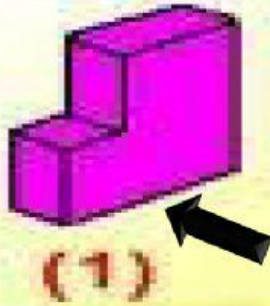
70 3 90 2



80 1

LIVEWORKSHEETS

2-Select the correct front view for each :-



The fig. below Shows four (4) Isometric pictorial drawings .Choose the correct view for each Isometric looking in the direction of the arrow :-

A 	1 <input type="radio"/>	2 <input type="radio"/>	3 <input type="radio"/>
B 	1 <input type="radio"/>	2 <input type="radio"/>	3 <input type="radio"/>
C 	1 <input type="radio"/>	2 <input type="radio"/>	3 <input type="radio"/>
D 	1 <input type="radio"/>	2 <input type="radio"/>	3 <input type="radio"/>



Reading Drawings

قراءة الرسومات



My dear student its time to practice reading

engineering drawings,

where reading the drawing is an art, not all people

know it.

عزيزي الطالب حان الان دور ممارسة قراءة الرسومات

الهندسية، فقراءة الرسومات فن لا يتقنه الجميع.

A

B

C

D

LIVWORKSHEETS

1- Select the correct view for each

