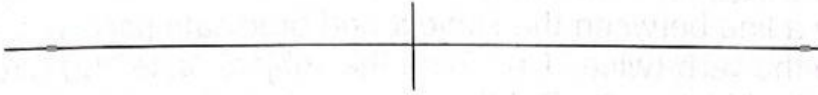
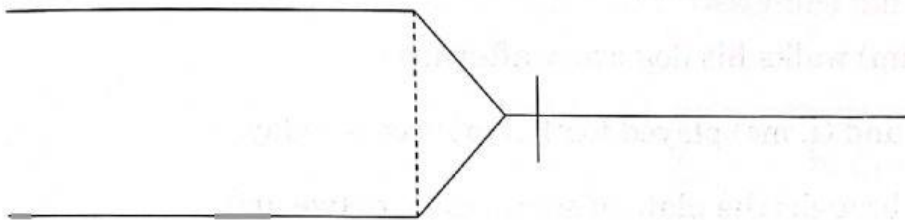


► **Diagramming:** (1) Draw a line dividing the subject and predicate parts of each sentence. (2) Underline the verb twice and the subject once. (3) Diagram the subjects and the verbs.

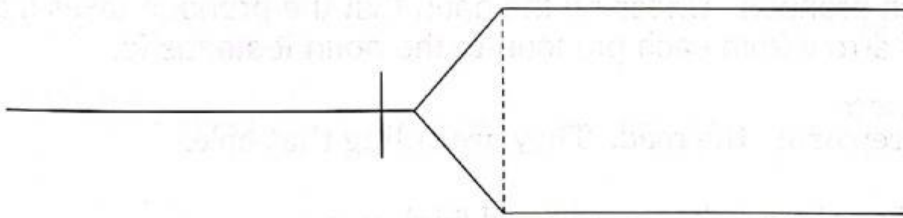
1. Last night, Alex was helping Mom with the laundry before bedtime.



2. Olivia and Bella are sisters.



3. Luke memorized and wrote his Bible verse.



4. Near the garage door, a small raccoon enjoyed a late-night snack.



5. Julie practices the piano every morning for thirty minutes.



► **Pronouns:** Circle each pronoun in the list of words.

she	Gideon	girls	it	you
pastor	we	class	Amelia	mom
they	us	brother	I	me

► **Pronoun Usage:** (1) Draw a line between the subject and predicate parts of the sentence. (2) Underline the verb twice. Underline the subject once. (3) Circle the correct pronoun. (4) In the blank, write **S** if the pronoun is in the subject part of the sentence; write **P** if the pronoun is in the predicate part of the sentence.

6. \_\_\_\_\_ Grandma sent birthday cards to Carl and (I, me).
7. \_\_\_\_\_ (He, Him) walks his dog every afternoon.
8. \_\_\_\_\_ Josiah and (I, me) played football at recess today.
9. \_\_\_\_\_ Carter brought the plate of sandwiches to (we, us).
10. \_\_\_\_\_ Elise and (she, her) want to plant a garden this spring.

► **Pronouns:** Circle each pronoun. Underline the noun that the pronoun takes the place of. Draw an arrow from each pronoun to the noun it stands for.

11. The workers are repairing the road. They are filling that hole.
12. When Allie found the kitten, it was cold and frightened.
13. Carson hit the baseball, and he made a homerun.
14. Wyatt, are you tired?
15. Amy, did you see the rainbow last night? It was beautiful!