

VIRUS AND BACTERIA WORKSHEET

Exercise 1: Label the diagram

capsule

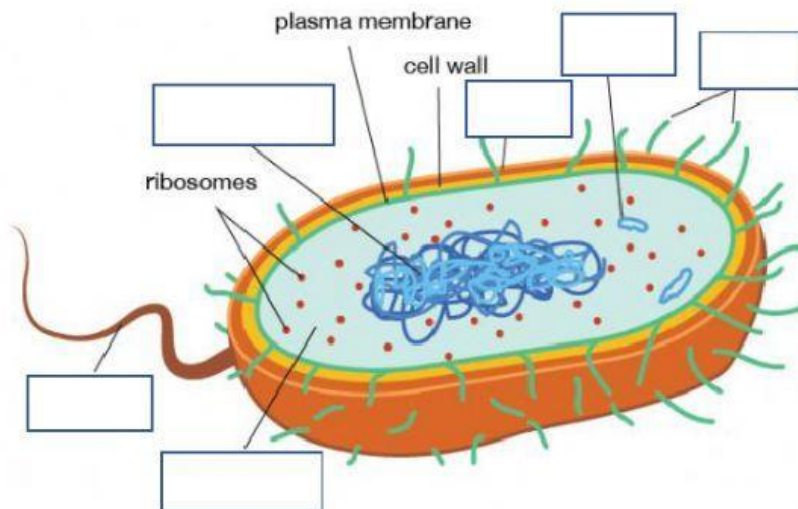
pili

nucleoid

cytoplasm

plasmid



flagellum



Exercise 2: Complete the table by putting a tick in the box if the organelle is the present in that cell type.

	Animal cell	Plant cell	Bacterial cell
Nucleus			
Mitochondria			
Chloroplast			
Cell wall			
Cell membrane			
Nucleoid			
Cytoplasm			
Flagellum			
Vacuole			
Plasmid			

Exercise 3: Difference between bacteria and viruses:

	Bacteria 	Virus 
Are really tiny		
Can make you sick quickly		
Multiply without other cells		
Antibiotics are effective		
Are living things		

Exercise 4: Match each organelle with the corresponding function:

capsule	Attach to the surface
Cell wall	Antibiotic resistance
plasmid	Prevent harmful material
pili	Maintain the cell's shape
flagellum	Support movement