







KIDS 10

Let's make soup

Read the steps to make a soup. Match with its corresponding picture.

1. Get a pan	a. 
2. Chop the carrots	b. 
3. Mix green beans, onions and tomatoes.	c. 
4. Put them in the pan.	d. 
5. Add water.	e. 
4. Heat the water up.	f. 
5. Cook the ingredients all together.	g. 