
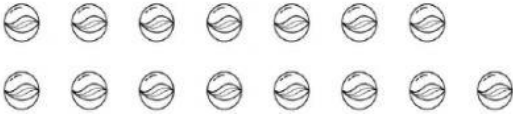



Mathematics

Read each question carefully before answering. Answer all questions.

No.	Test Questions
<p>1.</p>	<p>Count the objects and write how many.</p> <p>Example:  <u>5</u></p> <p>a.</p> <div style="display: flex; align-items: center;">  <div style="margin-left: 20px;">_____</div> </div> <p>b.</p> <div style="display: flex; align-items: center;">  <div style="margin-left: 20px;">_____</div> </div>
<p>2.</p>	<p>Write in the missing numbers.</p> <p>12, 13, _____, 15, _____, _____, 18, 19 _____.</p>
<p>3.</p>	<p>Write the number that comes before.</p> <p style="text-align: center;">Example: <u>6</u> 7</p> <p>a. _____ 12 b. _____ 19</p>
<p>4.</p>	<p>Write the number that comes after.</p> <p style="text-align: center;">Example: 1 <u>2</u></p> <p>a. 15 _____ b. 9 _____</p>

5. Match the numeral to its word name. One is done for you.

Example: 16

twenty

a. 17

seventeen

b. 12

• sixteen

c. 20

twelve

6. Complete the number sentences.

Example: $7 + 7 = \underline{14}$

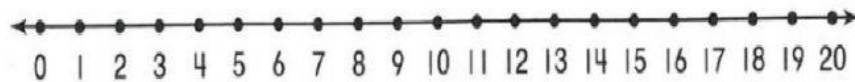
a. $15 + 0 = \underline{\hspace{2cm}}$

c. $12 - 4 = \underline{\hspace{2cm}}$

b. $2 + 3 + 9 =$ _____

d. $16 - 6 = \underline{\hspace{2cm}}$

7. Use the number line to complete the number sentences.



a. $8 + 4 =$ _____


b. $19 - 5 = \underline{\hspace{2cm}}$

8. Tim has 10 pens. He gives 3 pens to Jada. How many pens does he have **left**? Write the number sentence.

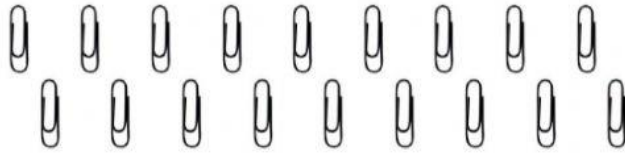
9. Pam has 12 mangoes, and her sister has 6 mangoes. How much mangoes do they have **altogether**? Write the number sentence.

10.

a. Make sets of 2's.

Example: 

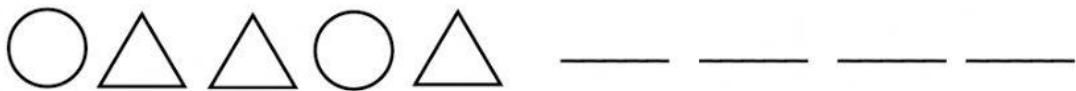
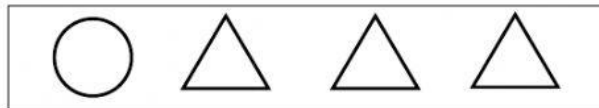
There are 6 sets of 2.



There are _____ sets of 2.

11.

Drag and drop the shape from the box on the line to complete the pattern.



12.

Write the name of the shape. Use the words in the box.

triangle sphere cuboid square

Example:



square



a. _____

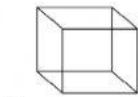


b. _____



c. _____

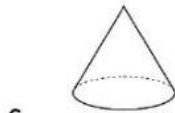
13. Number the Faces, Edges and Vertices of the shapes below.



Faces _____ Edges _____ Vertices _____



Faces _____ Edges _____ Vertices _____




Faces _____ Edges _____ Vertices _____

14. How much money is shown?

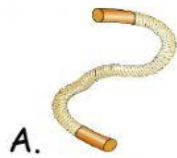


_____ ¢

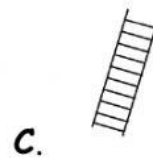

15. Tick the coins needed to buy the cupcake.



16. Look at the items and answer the questions.




Rope _____ is longer.



Ladder _____ is the tallest.

Ladder _____ is the shortest.

17. Look at the scale and answer the questions.








a. Side _____ is heavier.

b. How many more red balls are needed to balance the scale?

18. Study the Tally Chart carefully.

Complete the table.

Children Hobbies

Hobbies	Tally	Total
Drawing		9
Movies		
Reading		
Video Games		
Music		

Answer the questions.

- How many students like to listen to Music? _____
- How many **types of hobbies** are shown on the chart? _____
- What hobby is liked by **most** of the students. _____
- Altogether** how many students like Reading and Drawing as a hobby? _____
 - Write the number sentence. _____
- How **many more** students like Movies than Reading ? _____