Name: _____ Date: _____

Week 12

Day 1 – Let's Get Cooking

Tuesday, 22nd March 2022 (10.30 – 11.30am)

Learning Objective	Steps to Success
To answer questions about Jam and Toast Recipe.	1. Read the recipe. 2. Find out how many steps are there. 3. Answer the questions.

Let's practice

Look at the pictures and the words.
Can you find the correct word for each picture?

Cooking Verbs				
mix/stir	read	boil	cut	peel
mash	put	wash	add	spread

Let's practice

Look at the pictures and the words.
Can you find the correct word for each picture?

1 

2 

3 

4 

5 

_____ _____ _____ _____ _____

6 

7 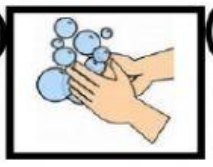

8 

9 

10 

_____ _____ _____ _____ _____

LIVEWORKSHEETS

Name: _____ Date: _____

Let's read

Read the text, which of the above actions do you do to make jam and toast?

Jam and Toast Recipe

Ingredients: bread, butter, jam

Equipment: toaster, knife

Directions:

First, wash your hands.

Then, put the bread in the toaster.

Next, cut the crust off the bread with the knife.

After that, spread the butter on the toast with the knife.

Then, spread the jam on the toast with the knife.

Next, cut the toast into two pieces with the knife.

Finally, put the two pieces of toast together.

Eat and enjoy!



39

✓ **Read the recipe and answer the questions.**

1. How many steps are there in the recipe?

_____

2. What do you use to cut the crusts off the bread?

_____

3. How many ingredients do you need to make this recipe?

_____

4. Name two other kinds of food you can spread on toast.

_____

LIVEWORKSHEETS