

## Unit - 1

### What is Long, What is Round?



Name \_\_\_\_\_ Class / Section 1 Roll No. \_\_\_\_\_ Date \_\_\_\_\_

## Look Around

What is long  
and What is round?  
Look around  
Look around  
Shirt is long  
and button is round  
Look around  
Look around  
body is long  
and face is round  
Look around  
Look around  
bottle is long  
and cover is round  
Look around.  
Look around  
bat is long  
and ball is round  
Look around  
Look around

✻ Draw these pictures each of long and round objects that comes in the poem.

Teachers note - Elaborate the poem and ask about the long and round objects.

Name \_\_\_\_\_

Class / Section \_\_\_\_\_

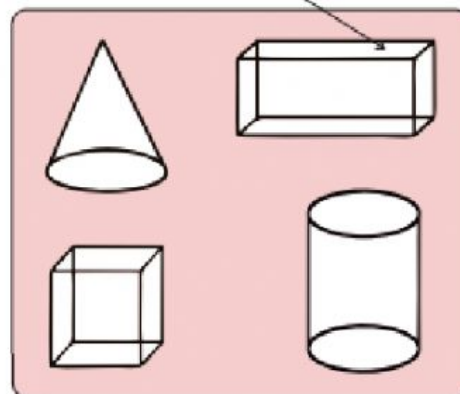

2

Roll No. \_\_\_\_\_

Date \_\_\_\_\_


## Whom Should I Look Like?

☀ Match the shapes given in the box with the similar objects.





Name \_\_\_\_\_ Class / Section \_\_\_\_\_ Roll No. \_\_\_\_\_ Date \_\_\_\_\_

- ☀ Observe the objects given below. Write 'S' ☐ for those which slides and 'R' ☐ for those which rolls.



S

☐☐☐☐☐

Teachers note - Tell the children that there are certain objects which can roll and slide both.



Name \_\_\_\_\_ Class / Section 4 Roll No. \_\_\_\_\_ Date \_\_\_\_\_