1. Look, read and tick the correct sentences. (Mira la ilustración, lee las oraciones y marca las oraciones correctas)



- ☐ The penguin is on the rock.
- ☐ The flamingo is in the water.
- ☐ The gorila is under the tree.
- ☐ The crocodile is between the flamingo and the monkey.
- ☐ The penguin isn't on the rock.
- ☐ The rhino is near the water.
- ☐ The snake is under the rock.
- ☐ The crocodile isn't on the rock.

2. Look, read and choose the right answer. (Mira la ilustración y escoge la respuesta correcta)

- **Is number 1 a rhino?**
- **Is number 8 a monkey?**
- **Is number 3 a parrot?**
- **Is the rhino near the flamingo?**
- **Is the snake under the rock?**
- **Is the pinguin in the water?**

3. Listen and write the number (Escucha el audio y escribe el número)

4. Look at the map, read the answers and write questions. (Mira el mapa, lee las respuestas y escribe las preguntas usando MAYÚSCULAS. No olvides poner el signo de interrogación al final)

1 Where's the crocodile ?

2 _____

3 Where are _____ ?

4 _____

a They're near the lake.

b They're between the parrots and the penguins.

c It's near the parrots.

d It's next to the gorilla.

Arrastra cada palabra a su silueta

a parrot a rhino a monkey a snake
a crocodile a flamingo a penguin a gorilla



Look and aswer. Use "Betwen" or "Next to" (Mira y responde usando "Between" o "Next to") IMPORTANTE: Escribe las respuestas en MAYÚSCULA y no olvides poner punto al final de la oración.

Where's the crocodile?

IT IS BETWEEN THE PENGUIN AND THE SNAKE

Where are the penguins?

THEY ARE_____

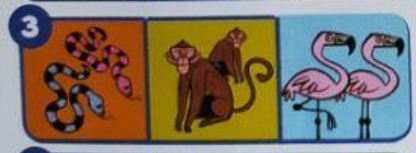

Where are the snakes?

_____

Where's the parrot?

_____

Where's the monkey?

_____

REDMI NOTE 8