































Infant 1 Term 2 Test Science/Agri-Science



Name: _____

Nos	Question	Marks
1.	<p>Match the Object to its Function.</p> <div style="display: flex; flex-wrap: wrap; justify-content: space-around;"> <div style="text-align: center;">  • </div> <div style="text-align: center;">  To store items </div> <div style="text-align: center;">  • </div> <div style="text-align: center;">  For pouring into small openings </div> <div style="text-align: center;">  • </div> <div style="text-align: center;">  For turning screws </div> <div style="text-align: center;">  • </div> <div style="text-align: center;">  To provide light. </div> <div style="text-align: center;">  • </div> <div style="text-align: center;">  To store food </div> </div>	5
2.	<p>Select the tools used in the garden and on the farm.</p> <div style="display: flex; flex-wrap: wrap; justify-content: space-around;"> <div style="text-align: center;">  </div> <div style="text-align: center;">  </div> <div style="text-align: center;">  </div> <div style="text-align: center;">  </div> <div style="text-align: center;">  </div> </div>	3

3.	Select whether the statements are True or False . When we push objects they get closer to us. _____ We pull the string when flying a kite. _____ When we pull objects they get further away from us. _____ We can push the keys in a piano. _____	4						
4.	Match the types of farm to the statement. <table><tr><td>Animal farm</td><td>A farm that grows crops and takes care of animals.</td></tr><tr><td>Mixed farm</td><td>A farm that rears animals.</td></tr><tr><td>Plant farm</td><td>A farm that grow crops.</td></tr></table>	Animal farm	A farm that grows crops and takes care of animals.	Mixed farm	A farm that rears animals.	Plant farm	A farm that grow crops.	3
Animal farm	A farm that grows crops and takes care of animals.							
Mixed farm	A farm that rears animals.							
Plant farm	A farm that grow crops.							
5.	Choose all the Living Things. Choose Living things: <div></div> <div></div>	4						

6.	<p>Type in Push or Pull by looking at the pictures.</p> <div style="display: flex; justify-content: space-around; align-items: flex-start;"> <div style="text-align: center;">  <input style="width: 100px; height: 30px;" type="text"/> </div> <div style="text-align: center;">  <input style="width: 100px; height: 30px;" type="text"/> </div> </div> <div style="display: flex; justify-content: space-around; align-items: flex-start; margin-top: 20px;"> <div style="text-align: center;">  <input style="width: 100px; height: 30px;" type="text"/> </div> <div style="text-align: center;">  <input style="width: 100px; height: 30px;" type="text"/> </div> </div> <div style="display: flex; justify-content: space-around; align-items: flex-start; margin-top: 20px;"> <div style="text-align: center;">  <input style="width: 100px; height: 30px;" type="text"/> </div> <div style="text-align: center;">  <input style="width: 100px; height: 30px;" type="text"/> </div> </div>	6										
7.	<p>Answer Yes or No.</p> <div style="display: flex; justify-content: space-between;"> <div style="width: 40%;"> <p>1 Living Things need space</p> <p>2 Non-living things reproduce</p> <p>3 Living things breathe</p> <p>4 Living things need water</p> <p>5 Non-living things grow</p> </div> <div style="width: 50%; text-align: center;"> <table border="0"> <tr> <td style="border: 1px solid black; padding: 2px 10px;">YES</td> <td style="border: 1px solid black; padding: 2px 10px;">NO</td> </tr> <tr> <td style="border: 1px solid black; padding: 2px 10px;">YES</td> <td style="border: 1px solid black; padding: 2px 10px;">NO</td> </tr> <tr> <td style="border: 1px solid black; padding: 2px 10px;">YES</td> <td style="border: 1px solid black; padding: 2px 10px;">NO</td> </tr> <tr> <td style="border: 1px solid black; padding: 2px 10px;">YES</td> <td style="border: 1px solid black; padding: 2px 10px;">NO</td> </tr> <tr> <td style="border: 1px solid black; padding: 2px 10px;">YES</td> <td style="border: 1px solid black; padding: 2px 10px;">NO</td> </tr> </table> </div> </div>	YES	NO	YES	NO	YES	NO	YES	NO	YES	NO	5
YES	NO											
YES	NO											
YES	NO											
YES	NO											
YES	NO											
8.	<p>Label the part of the Earth. Daytime or Nighttime</p> <div style="display: flex; align-items: center; justify-content: center; margin-top: 20px;"> <div style="border: 1px solid black; width: 100px; height: 30px; margin-right: 20px;"></div>  <div style="border: 1px solid black; width: 100px; height: 30px; margin-left: 20px;"></div> </div>	2										

9. Read the sentences and type the correct word.

8

WORD BANK

moon	sun	day	earth
stars	rotation	night	morning

- a. The _____ shines during the _____.
- b. At night, we can see _____ and _____.
- c. The _____ goes around the sun.
- d. The earth's _____ causes day and night.
- e. I sleep at _____ and wake up in the _____.

The End 😊