

Unit 3: Things to eat

Lesson 3: Fruit





I. Listen, point and say.

A Listen, point, and say. 

1 	2 	3 	4 
apple	banana	orange	peach

II. Exercises

Exercise 1: Look and write the missing letters.

			
1. o _ _ nge	2. app _ _	3. . p _ _ ch	4. _ _ nana

Exercise 2. Choose the correct words in brackets :

- (Do – Does – Don't) he have oranges ?
- Do you (have – has – doesn't have) apples ?
- Does she (has – have – hasn't) bananas ?
- (Do – Does – Doesn't) you have bananas ?
- No , she (does – doesn't – don't)
- Yes, I (do – don't – doesn't)
- No , I (do – don't – does)
- Yes , she (do – does – doesn't)
- Does Anna (have – has – hasn't) oranges ?
- (Do – Does – Don't) she have bananas ?
- She (does – doesn't – don't) have peaches.

- l. She (have – doesn't – has) salad.
- m. (Do – Does – Doesn't) you have cheese ?
- n. Ben (don't – doesn't) have oranges.
- o. (Do – Does – Don't) he have apples ?
- p. Does he (have – has) peaches ? Yes, he does.

Exercise 3. Match one part from "A" with the suitable part from "B"

A	B	Match
a. What do you want ?	1. Yes, I do.	a. _____
b. Do you have oranges ?	2. I want spaghetti.	b. _____
c. Does Alex have peaches ?	3. Yes, she does.	c. _____
d. Does she have bananas ?	4. No , he doesn't.	d. _____
e. What does he have ?	5. She has bananas.	e. _____
f. What does she have ?	6. He has peaches.	f. _____

Exercise 4. Rearrange the following words :

- a. have – you – Do – cheese ?
- b. have – Does – he – milk ?
- c. don't – have – peaches- I
- d. he – have – Does – apples ?
- e. Does – she – oranges ? – have
- f. I – don't – bananas- have
- g. He – spaghetti – doesn't – have