





Name: \_\_\_\_\_ Date: \_\_\_\_\_

**Directions:** Cut and glue the pictures in the correct order. To modify, cut and laminate the events from the story and create a pull off response board. Allow students to identify the events that come first, next, and last in various presentations. For students needing additional support, provide visual prompts and allow students to match to a sample.



Turtle? No.



Bird? No.



Me!