



Name: _____ Date: _____

Directions: Cut and glue the pictures in the correct order. To modify, cut and laminate the events from the story and create a pull off response board. Allow students to identify the events that come first, next, and last in various presentations. For students needing additional support, provide visual prompts and allow students to match to a sample.


First




Next




Then



Last



No! Not a turtle.



No! Not a whale.



No! Not a frog.



Me! That is what I want to be!