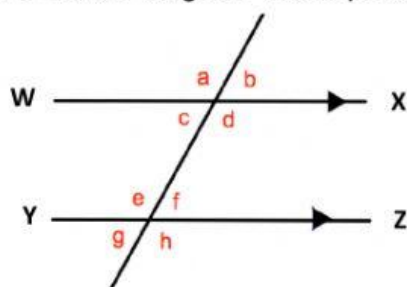


Title: Angles formed within Parallel Lines

Homework # 3.4

A. On the diagram WX is parallel to YZ.



(a) Which angle is vertically opposite to angle **c**?

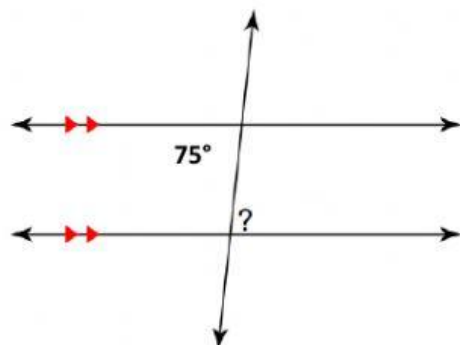
(b) Which angle is corresponding to angle **e**?

(c) Which angle is alternate to angle **d**?

(d) Which angle is corresponding to angle **g**?

B. Work out the size of each of the unknown angles in these diagrams. Give reasons for your answers.

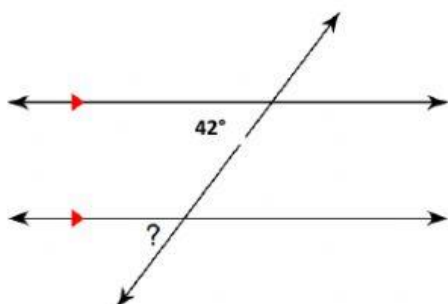
1.



measure of the unknown angle: ____°

Reason: _____

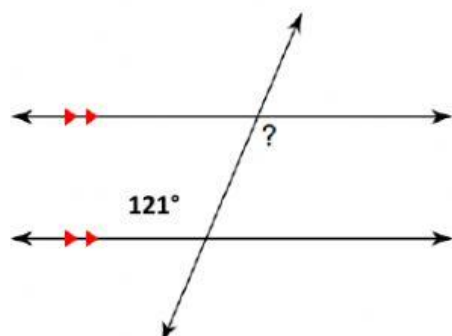
2.



measure of the unknown angle: ____°

Reason: _____

3.



measure of the unknown angle: ____°

Reason: _____