

Name: _____

Class: 4A2, 4A3

Date: 3 / 2022

THAI HUNG |

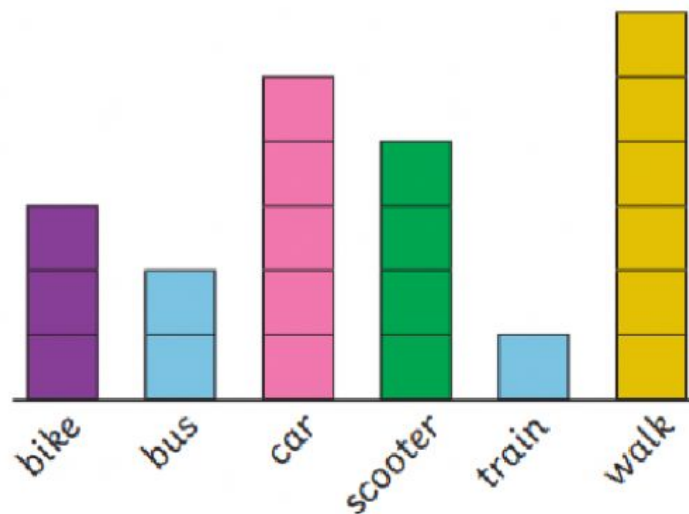


Interpreting Block Diagrams

Mrs Foster asked her class how they travelled to school this morning. She displayed the results in a block diagram.



Transport to School



1) How many children came to school by car?

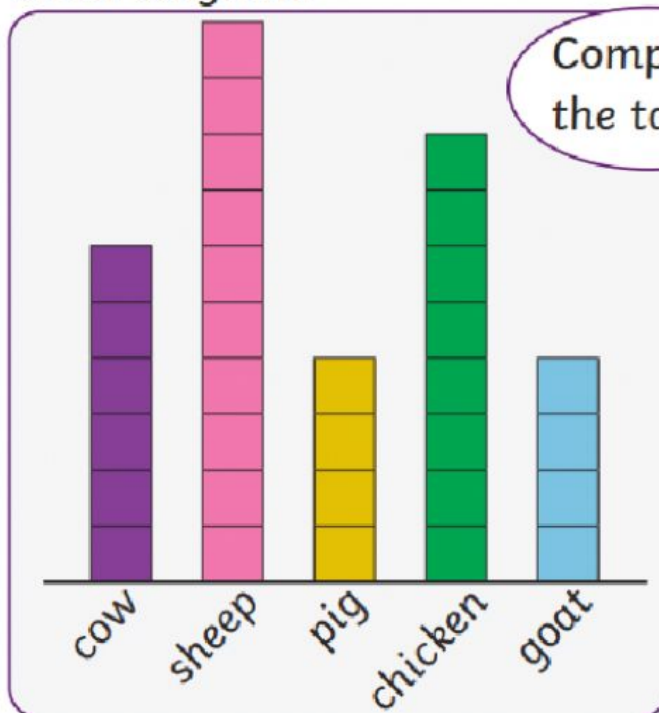
2) How many children came to school by bike?

3) Which form of travel did 4 children use?

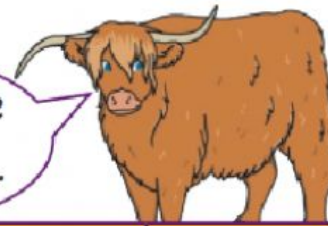
4) Which form of travel did 2 children use?



Class A went to the farm. They recorded how many farm animals they saw using a block diagram.



Complete the table.



Animal	Total
cow	
sheep	
pig	
chicken	
goat	

True or False?

- 1) There were 8 chickens in all.
- 2) There were 3 more sheep than cows.
- 3) There were 4 fewer goats than chickens.
- 4) Class A saw 16 cows and sheep altogether.