



Name: .....

## Listening

**Part 1: Listen and tick the correct letter.**  
**There is one example. (4 points)**

Example

<b>a</b>	<b>d</b>
✓	

1.

<b>c</b>	<b>a</b>

2.

<b>g</b>	<b>e</b>





























3.

<b>b</b>	<b>e</b>

4.

<b>f</b>	<b>d</b>


**Part 2: Listen and circle the picture with the beginning sound.**  
**There is one example. (6 points)**

Example				
1.				
2.				
3.				
4.				
5.				
6.				

## Reading and Writing

Part 1: Look and tick (✓) the correct sound. There is one example. (5 points)


Example



h ☐ k ☒

i ☐ j ☐


1.



k ☐ i ☐

l ☐ m ☐

2.



l ☐ m ☐

j ☐ k ☐


3.



l ☐ h ☐

j ☐ k ☐

4.



h ☐ i ☐

j ☐ k ☐

5.



l ☐ h ☐

i ☐ m ☐

**Part 2: Look at the pictures. Cross the odd one out.**  
**There is one example. (3 points)**

**Example**

			
1. 			
2. 			
3. 			

**Part 3: What is it? Read and circle. There is one example. (2 points)**

**Example**



**horse**

**hippo**

1.



**moon**

**milk**

2.



**jelly**

**juice**