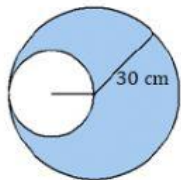
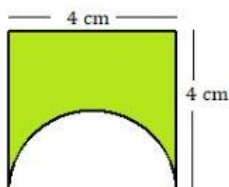
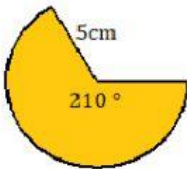
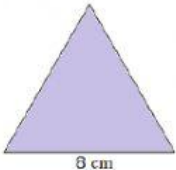
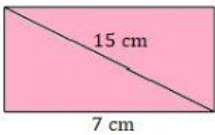
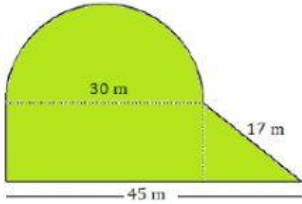
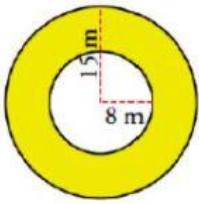
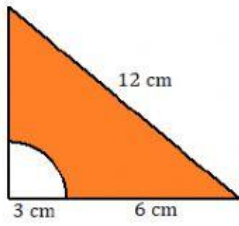
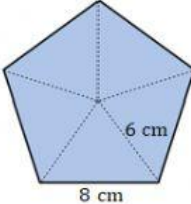
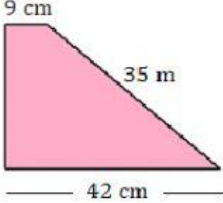

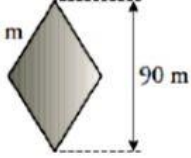


ÁREAS Y PERÍMETROS DE FIGURAS PLANAS

Calcula el área y el perímetro de la zona sombreada: (Se trabaja con dos cifras decimales por redondeo)

<p>a)</p>  <p>Área: cm²</p> <p>Perímetro: cm</p>	<p>b)</p>  <p>Área: cm²</p> <p>Perímetro: cm</p>	<p>c)</p>  <p>Área: cm²</p> <p>Perímetro: cm</p>
<p>d)</p>  <p>Área: cm²</p> <p>Perímetro: cm</p>	<p>e)</p>  <p>Área: cm²</p> <p>Perímetro: cm</p>	<p>f)</p>  <p>Área: m²</p> <p>Perímetro: m</p>
<p>g)</p>  <p>Área: m²</p> <p>Perímetro: m</p>	<p>h)</p>  <p>Área: cm²</p> <p>Perímetro: cm</p>	<p>i)</p>  <p>Área: cm²</p> <p>Perímetro: cm</p>
<p>j)</p>  <p>Área: m²</p> <p>Perímetro: m</p>	<p>k)</p>  <p>Área: cm²</p> <p>Perímetro: cm</p>	<p>l)</p>  <p>Área: m²</p> <p>Perímetro: m</p>

María de la Rosa Sánchez