

Test theme 2: School
Time: 45 minutes

1


Listen and draw lines. There is one example.



LIVEWORKSHEETS

2

Read the question. Listen and write the object or a number.
There is one example.



Example

How many pencils are there? 2.

What is it? crayon.

Questions

① What is it? _____

② How many erasers are there? _____

3

Listen and tick (✓) the box. There is one example.

Example

What's this?

A ☒B ☐C ☐

Questions

① What's this?

A ☐B ☐C ☐

② What does the teacher say?

A ☐B ☐C ☐

LIVEWORKSHEETS

4

Look and read. Put a tick (✓) or a cross (✕) in the box.
There are two examples.

Examples



It's a desk.



It's a board.



Questions

①



It's an eraser.



②



It's a cupboard.



5 Look and read. Write Yes or No.



Examples

Pat says: "It's a ruler".

Yes

Pat says: "It's a board".

No

Questions

① Amy says: "It's a book."

② Toby says: "It's a fan."

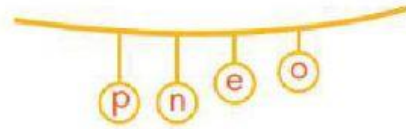
_____  **LIVEWORKSHEETS**

6

Look at the pictures. Look at the letters. Write the words.

Example

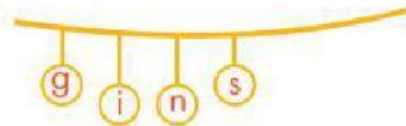
o _ p _ e _ n

Questions

①



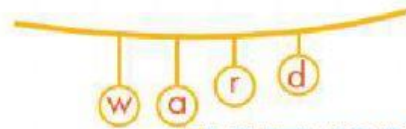
_ _ _ _



②



_ _ _ _



7

Read this. Choose a word from the box. Write the correct word next to numbers 1-2. There is one example.



Toby's classroom.

Toby is showing Pat his classroom. There is a desk. On the desk is a (1) _____ and three (2) _____.

Example



desk



chairs



rulers



book

8

Look at the pictures and read the questions.
Write the answers.



Example

What's this?

It's a ruler.

Is it a pen?

No, it isn't. It's a crayon.

Questions



1. Is it a pencil?

No, it isn't. It's a _____.

2. What is it?

It's an _____.