

NAME :

SECTION :

ROLL No.

Inside-Outside


Tick (✓) the objects which are inside and cross (×) the objects which are outside.

1


☐

☐

2


☐

☐

3


☐

☐

4


☐

☐

5


☐

☐

NAME :

SECTION :

ROLL No.

Bigger-Smaller

(a) Tick (✓) the object which is bigger and cross (×) the object which is smaller.

1


☐

☐

2


☐

☐

3


☐

☐

4


☐

☐

(b) Colour the bigger fruit green and smaller fruit red.



(c) Circle the bigger vegetable.



(d) Circle the smaller object.



NAME :

SECTION :

ROLL No.

Biggest-Smallest


(a) Tick (✓) the smallest tree.


☐

☐

☐

(b) Tick (✓) the biggest animal.


☐

☐

☐

(c) Circle the smallest object.



(d) Colour the biggest duck.



(e) Tick (✓) the biggest balloon/ bubble.

1



2



3

NAME :

SECTION :

ROLL No.

Top-Bottom

- 1 Tick (✓) the fruit at the top.



- 2 Tick (✓) the football at the bottom.



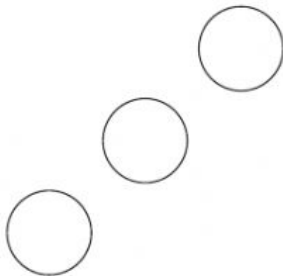
- 3 Tick (✓) the square box at the bottom.



- 4 Tick (✓) the bird at the top of the elephant.



- 5 Colour the circle at the top.




- 6 Colour the star at the bottom.



- 7 Circle the dog at the bottom of stairs.



- 8 Circle the number at the top.



NAME :

SECTION :

ROLL No.

Nearer-Farther


1 Circle the monkey nearer to the tree.




2 Circle the bird farther from the tree.



1 Tick (✓) the cat which is farther to the food.



2 Tick (✓) the carrot which is nearer to the basket.



3 Tick (✓) the girl nearer to the school and cross (x) the boy farther from the school.



NAME : _____

SECTION : _____

ROLL No. _____

Nearest-Farthest

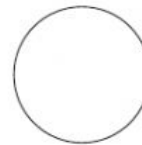
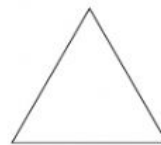

- 1 Tick (✓) the bird which is nearest from the cage.



- 2 Tick (✓) the child which is farthest from the bus.






- 3 Colour the shape which is nearest from the child.



- 4 Circle the ball which is farthest from the player.



- 5 Colour the elephant which is farthest from the tree.



NAME : _____

SECTION : _____

ROLL No. _____

Above-Below and On-Under

Fill in the blanks :

1



The aeroplane is _____ the cloud.
(above/ below)

2



The ball is _____ the girl.
(below/ above)

3



The flower pot is _____ the stool.
(on/ under)

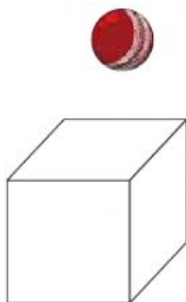
4



The cat is _____ the table.
(under/ on)

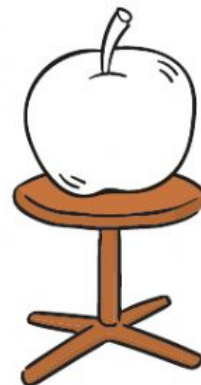
5

Colour the object below the ball.



6

Colour the fruit on the table.



NAME: _____

SECTION: _____

ROLL No. _____

Shapes Aound Us

(a) Tick (✓) on ○ (Circle) shapes and cross (×) on □ (Rectangle) shapes.

1

☐☐☐

2

☐☐☐

(b) Tick (✓) on △ (Triangle) shapes and cross (×) on □ (Square) shapes.

1

☐☐☐

2


☐☐☐

NAME :

SECTION :

ROLL No.

1 Circle all the circular shaped objects.



2 Circle all the rectangular shaped objects.

