










## LESSON 25. THE MID-TERM TEST

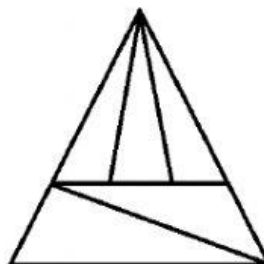
### 1. SELECT THE ANIMALS AND PLANTS THAT BELONG TO THE RAINFOREST.



### 2. FIND THE CHARACTERISTICS OF EACH ANIMALS.

ANIMALS				
 Beak				
 Feathers				
 Lay eggs				
 Scales				
 Wings				

### 3. HOW MANY OF TRIANGLES IN THIS SHAPE?



#### 4. CROSSWORD PUZZLE.

