








Read the pictograph and answer the following questions

Below is given a pictograph showing the number of students of class liking different food items. Study the pictograph and answer the following questions.

Food Items	Number of Students
Chips	
Ice-cream	
Sandwich	
Pasta	
Pizza	
Burger	
 = 3 Students	

- How many students like sandwich?
- How many students like burger?
- Which food item is most popular among the students of the class?
- How many students like ice-cream?
- Which food item is liked by 6 students?
- Which food item is least popular?
- If 15 students like Burger, how many smileys need to be added?