






























Name: \_\_\_\_\_



Subject: **M**athematics

### Statistics Homework

The pictograph below shows the types of families of some students in a Grade 2 class. Use the information to answer the questions that follow.

#### Types of Families

Types of Families	Number of Students
 <b>Nuclear Family</b>	        
 <b>Single-Parent Family</b>	      
 <b>Extended Family</b>	    
 <b>Foster Family</b>	 
 <b>Adoptive Family</b>	

Key:  = 2 boys  = 2 girls

#### Questions

1. How many **different types** of families are on the graph?

2. Which type of family **most** of the students have? \_\_\_\_\_
3.  students have an **Extended Family**.
4. Which type of family **four students** have? \_\_\_\_\_
5. Which type of family has **4 boys** and **10 girls**? \_\_\_\_\_
6. **No** girls and **two** boys have an \_\_\_\_\_.
7. Which type of family has **less than 3** students? \_\_\_\_\_
8. How many students **altogether** live in a **Nuclear and Foster**

**Family?**

Tens	Ones
<input type="text"/>	
<input type="text"/>	<input type="text"/>
	<input type="text"/>
+	
<input type="text"/>	<input type="text"/>

9. What is the **total** number of students who live in a **Single-Parent and a Nuclear Family?**

Tens	Ones
<input type="text"/>	
<input type="text"/>	<input type="text"/>
	<input type="text"/>
+	
<input type="text"/>	<input type="text"/>
<input type="text"/>	<input type="text"/>

10. What is the total number of students in the grade 2 class?

