1. กราฟของสมการในข้อใดทำมุมป้านกับแกน X

   A. $y = 2x + 1$

   B. $y = -3x + 8$

   C. $y = 6$

   D. $y = -5$

2. กราฟของสมการในข้อใดทำมุมแหลมกับแกน X

   A. $y = 1$

   B. $y = 7 - 2x$

   C. $y = -x - 7$

   D. $y = -4 + 5x$

3. กราฟของสมการในข้อใดขนานกับแกน X

   A. $y = x + 2$

   B. $y = -x$

   C. $y = - 7$

   D. $y = 2x$

4. กราฟของสมการในข้อใดตัดแกน Y ที่จุด (0, 5)

   A. $y = x - 5$

   B. $y = x + 5$

   C. $y = -x - 5$

   D. $y = -5$

5. กราฟของสมการในข้อใดตัดแกน Y ที่จุด (0, -3)

   A. $y = x - 3$

   B. $y = 3x + 3$

   C. $y = -3x$

   D. $y = 3$

6. กราฟของสมการในข้อใดไม่ตัดแกน Y ที่จุด (0, 4)

   A. $y = x - 4$

   B. $y = 3x + 4$

   C. $y = 4 - 3x$

   D. $y = 4$

7. กราฟของสมการในข้อใดไม่ตัดแกน Y ที่จุด (0, -10)

   A. $y = -x - 10$

   B. $y = x - 10$

   C. $y = -10 - x$

   D. $y = 10$

8. กราฟของสมการในข้อใดไม่ตัดแกน Y

   A. $x = -y$

   B. $y = x$

   C. $x = 2$

   D. $y = -2$

9. ข้อใดเป็นกราฟของสมการ $y = 2x + 3$

A.

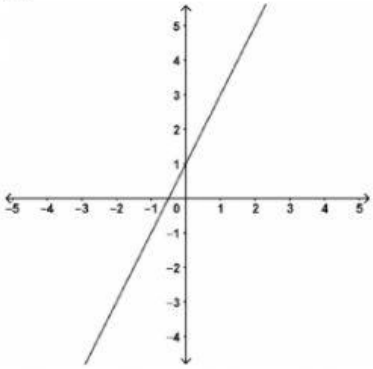

B.

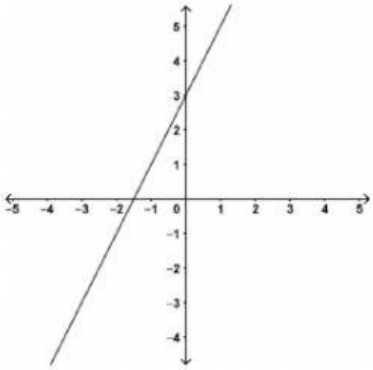

C.

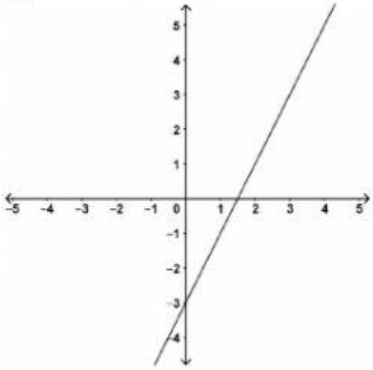

D.

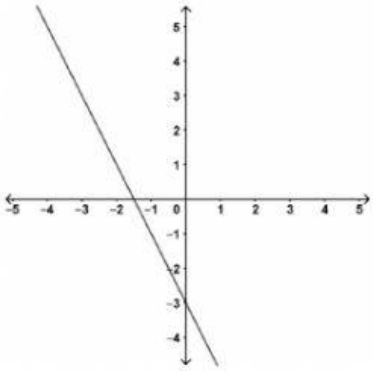

LIVEWORKSHEETS

10. ข้อใดเป็นกราฟของสมการ y = -x - 2

A.

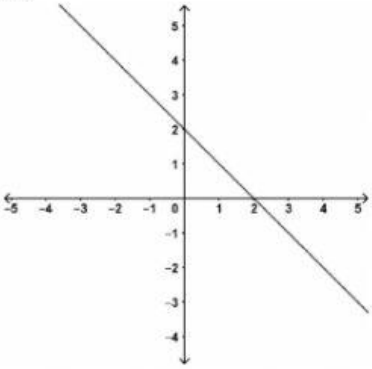

B.

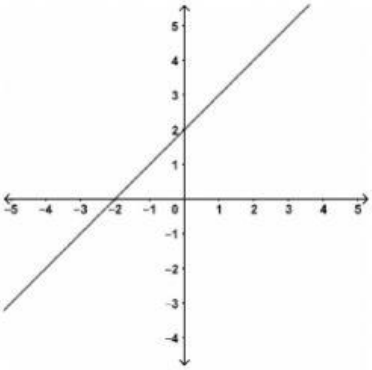

C.

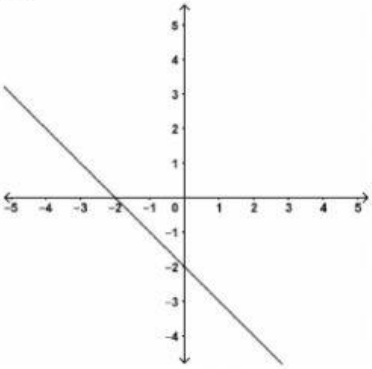

D.

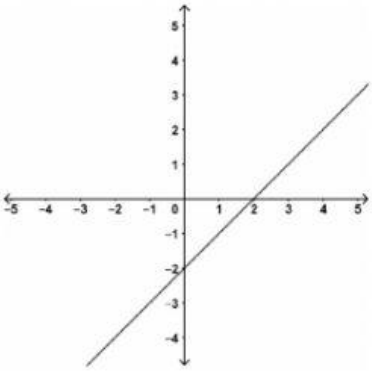

11. ข้อใดเป็นกราฟของสมการ y = -3x + 1

A.

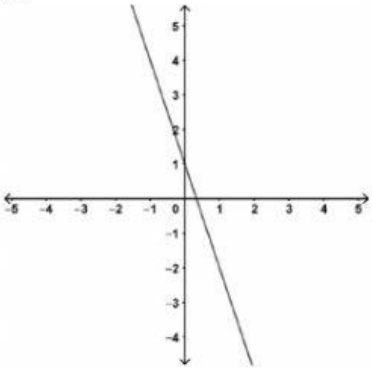

B.

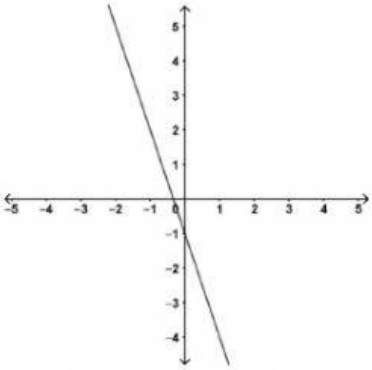

C.

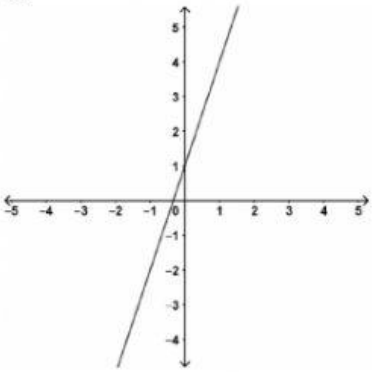

D.

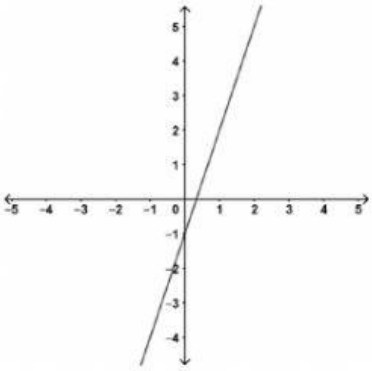

LIVEWORKSHEETS

12. ข้อใดเป็นกราฟของสมการ y = x + 1

A.

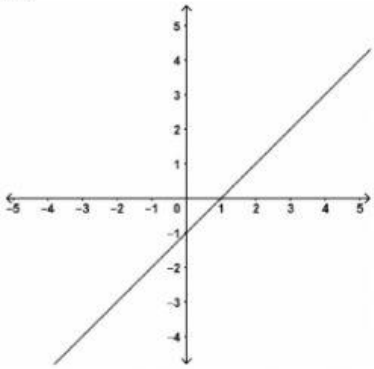

B.

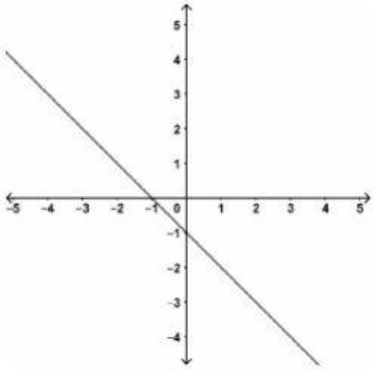

C.

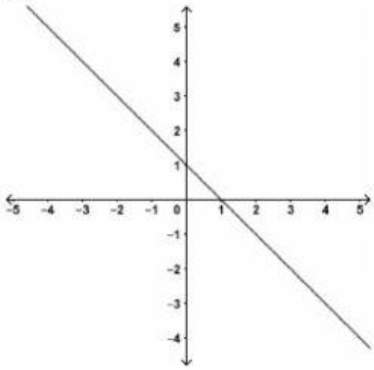

D.

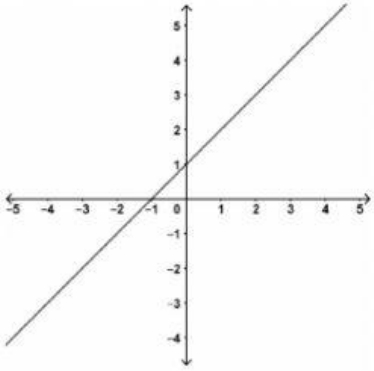

13. ข้อใดเป็นกราฟของสมการ y = 3

A.

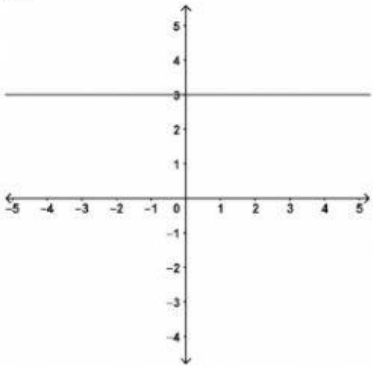

B.

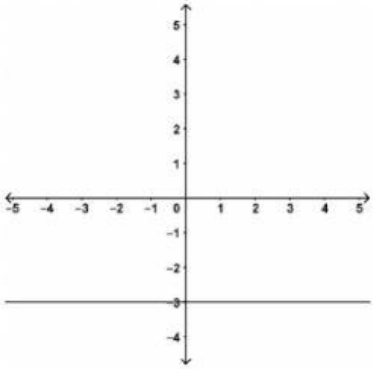

C.

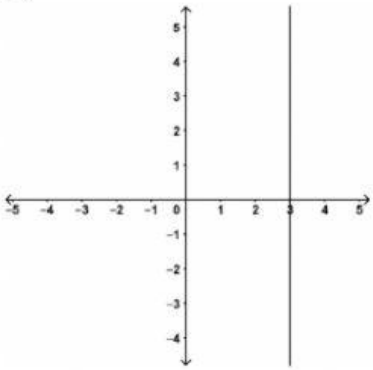

D.

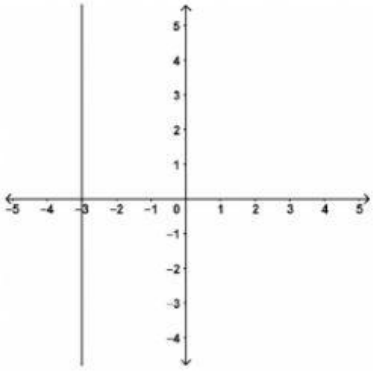

LIVEWORKSHEETS