

I. Look, read and choose the correct word.

Example:

1. He is

A. *sad*

B. *happy*

C. *hungry*



2. This is my

A. brother

B. grandpa

C. dad



3. She is

A. thirsty

B. hungry

C. hot



4. These are my

A. pants

B. socks

C. shoes



5. This is a

A. dress

B. T-shirt

C. shirt



II. Read and put a tick (✓) or a cross (X).

Example:





1.



He is my dad.



He is sad.

	2. She is happy. <input data-bbox="1270 537 1377 631" type="checkbox"/>
	3. There are ten socks. <input data-bbox="1270 748 1382 846" type="checkbox"/>
	4. He is sad. <input data-bbox="1262 931 1369 1025" type="checkbox"/>
	5. These are her shoes. <input data-bbox="1251 1120 1355 1232" type="checkbox"/>



III. Read and circle Yes / No.

Example:

1. Is she happy?



(Yes) / No

	
2. Is this your grandma?	3. These are twelve socks.
Yes / No	Yes / No