







Name: _____ Student's No.: _____ Level/Class: P1/1









TOPIC: Patterns using geometric shapes














I. Drag and drop the shapes to complete the patterns.

1) 1)         

2) 2)         

3) 3)        

4) 4)           

5) 5)           