









PART II – LISTENING (10 POINTS)

1. Listen and choose.


1 ☐ a  ☒ b 

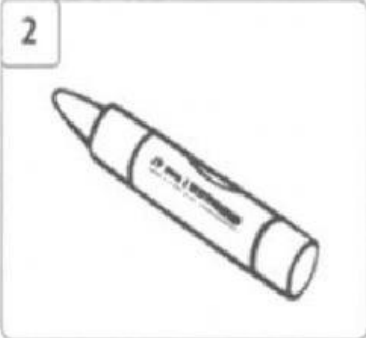
2 ☐ a  ☐ b 

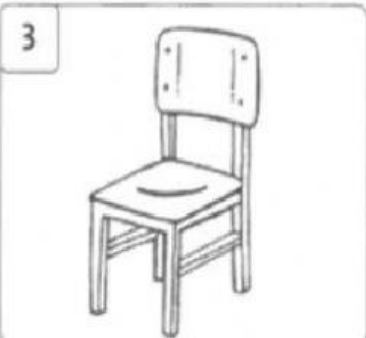
3 ☐ a  ☐ b 


4 ☐ a  ☐ b 

2. Listen and tick (✓) or cross (x).

1  ☒

2  ☐

3  ☐

4  ☐