


TEST

Name: Topic 5 – Food and drink Date:.....

B – READING AND WRITING


PART 1: Look and read. Put a tick ✓ or a cross × in the box. There are two examples.

Examples:



This is a ball.

×



These are apples.

✓

Questions:

1.



These are carrots.

✓

×


2.



These are sweets.




3.



This is a carrot.



4.



These are onions.



5.



This is a burger.



PART 2: Look and read. Write **yes or **no**.**



Examples

The woman has got red hair and glasses.

..... Yes

The window is open.

..... No

Questions

There are 2 watermelons in the kitchen.

.....

The children are drinking water.

.....

The man is holding some fruit.

.....

There is some bread in the cupboard.

.....

One boy is eating banana.


.....

PART 3: Look at the pictures. Look at the letters. Write the words. There is one example.

Example



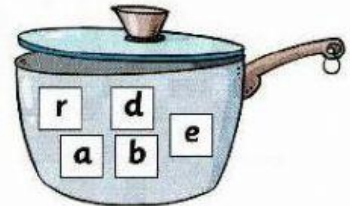
c a k e



Questions


1





2





3






4





5





PART 3: Read this. Choose a word from the box. Write correct word next to the numbers 1-5. There is one example.

Cakes



Cakes are great! You can make them at home or buy them from a shop. Many people like (1) cake, but some like cakes with bananas, apples or pears.

Children drink (2) or juice with cake.

People eat cake at lunch or (3) , but the day they get their favourite cake is on their (4)

On that day, your friends and family come, and they (5) the 'Happy Birthday' song for you. It's good fun!


Example



home




dinner



shop



chocolate



playground



milk



birthday



sing

PART 5: Look at the pictures and read the questions. Write one word answers.



Examples

Where are they?

in the kitchen

What is behind the cake?

some burgers

Questions

1 What is Mum closing?

the



2 What has Dad got in his hand? apple

3 How many people are in the kitchen?



4 Where is Dad? in the

5 Who is eating the food now? the