

















Name:

Class:

PART A. LISTENING

Part 1. Listen and tick (✓) the correct box.

| | | | |
|---|---|---|---|
| 1 | <p>a</p>  <input type="checkbox"/> | <p>b</p>  <input type="checkbox"/> | <p>c</p>  <input type="checkbox"/> |
| 2 | <p>a</p>  <input type="checkbox"/> | <p>b</p>  <input type="checkbox"/> | <p>c</p>  <input type="checkbox"/> |
| 3 | <p>a</p>  <input type="checkbox"/> | <p>b</p>  <input type="checkbox"/> | <p>c</p>  <input type="checkbox"/> |
| 4 | <p>a</p>  <input type="checkbox"/> | <p>b</p>  <input type="checkbox"/> | <p>c</p>  <input type="checkbox"/> |
| 5 | <p>a</p>  <input type="checkbox"/> | <p>b</p>  <input type="checkbox"/> | |
| 6 | <p>a</p>  <input type="checkbox"/> | <p>b</p>  <input type="checkbox"/> | |

Part 2. Listen and write a name or a number.



Examples

What is the girl's name?

.....Kim.....

How old is she?

.....7.....

Questions

1 What is Sue's brother's name?

.....

2 How old is he?

.....

3 What's the name of Sue's cat?

.....

4 Where does Sue live?

.....Street

5 What number is Sue's house?

.....