



















Practice

- 4 This is a pictogram to show how many goals were scored this season. Look at the key.

team A	     	Key:  = 2 goals
team B	 	
team C	  	
team D	     	

- a Which team scored the most goals? _____
- b How many did they score? _____
- c Which team scored the fewest goals?
How many did they score?

- d How many goals were scored by team A and team B all together?
- e Write two questions with answers of your own.

- 1 _____

- 2 _____

