

I. VOCABULARY AND GRAMMAR

Question 1: Look and match.

0. This is my umbrella.



1. It is ugly.



2. This is my violin.



3. Where is my watch?



4. Can you see the window?



5. Where is my ox?



Question 2: Look and circle.



Nn

Uu



Vv

Ff



Oo

Ww



Vv

Xx



Uu







Xx



Ww

Hh


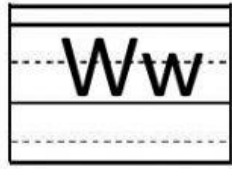



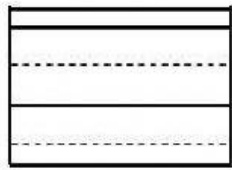






Question 3: Complete the words.

0.  _up	1.  _an	2.  ta_i
3.  _n_er	4.  si__	5.  __all

Question 4: Look and circle.







0.  a. It is a fish.
b. It is a whale.
c. It is a frog.
1.  a. This is my text.
b. This is my box.
c. This is my ox.
2.  a. Can you see the violet?
b. Can you see the volcano?
c. Can you see the vet?
3.  a. It is a dog.
b. It is a horse.
c. It is an ox.
4.  a. Where is my uncle?
b. Where is my girl?
c. Where is my umpire?
5.  a. Can you see the umpire?
b. Can you see the vet?
c. Can you see the taxi?

Question 5: Look and write.

0.  
1.  
2.  
0.  
1.  
2.  







II. READING

Question 6: Look and tick ☒ the box.

<p>3. </p> <p>It is a box. <input type="checkbox"/></p> <p>It is a vase. <input checked="" type="checkbox"/></p>	<p>3. </p> <p>This is a taxi. <input type="checkbox"/></p> <p>This is a van. <input type="checkbox"/></p>
<p>4. </p> <p>Can you see the vet? <input type="checkbox"/></p> <p>Can you see the girl? <input type="checkbox"/></p>	<p>4. </p> <p>Look at the wall! <input type="checkbox"/></p> <p>Look at the window! <input type="checkbox"/></p>
<p>5. </p> <p>Where is my ox? <input type="checkbox"/></p> <p>Where is my box? <input type="checkbox"/></p>	<p>5. </p> <p>This is my violet. <input type="checkbox"/></p> <p>This is my tree. <input type="checkbox"/></p>

III. WRITING

Question 7: Look and write.

<p>0. </p>	<p><u>up</u></p>	<p>3. </p>	<p>_____</p>
<p>1. </p>	<p>_____</p>	<p>4. </p>	<p>_____</p>
<p>2. </p>	<p>_____</p>	<p>5. </p>	<p>_____</p>

SUPPLEMENTARY EXERCISES 1

REVIEW 6 - HOMEWORK

Program Assistant's Comments



I. VOCABULARY AND GRAMMAR

Question 1: Look and circle.



Cc **Vv** Ww



Ww Cc Bb



Vv Ww Uu



Gg Uu Vv




Dd Vv Uu



Hh Bb Xx

Question 2: Look and match.



watermelon

van

six













vase

uncle

box





Question 3: Look and circle.




<p>0. It is ugly.</p> <div style="display: flex; justify-content: space-around; align-items: center;">   </div>	<p>1. Look at the taxi!</p> <div style="display: flex; justify-content: space-around; align-items: center;">   </div>
<p>2. This is my umpire.</p> <div style="display: flex; justify-content: space-around; align-items: center;">   </div>	<p>3. My funny whale with my violet!</p> <div style="display: flex; justify-content: space-around; align-items: center;">   </div>
<p>4. Can you see the well with the box?</p> <div style="display: flex; justify-content: space-around; align-items: center;">   </div>	<p>5. Where is my ox?</p> <div style="display: flex; justify-content: space-around; align-items: center;">   </div>



II. WRITING


Question 4: Look and write.

0. I am anumpire! 

1. This is my 

2. The  is  the 

3. Can you see the  and the? 

4. Where is my? 

5. Can you see the? 