

UNIT 13: WHERE'S MY BOOK?






I. Unscramble the words to make correct sentences. There is one example.

Example: Is/ school bag / your/ this/ ? /

→ Is this your school bag?

1. are/ your/ notebooks / where/ ? / →
2. the/ my/ are/ wall/ on/ pictures/ . / →
3. the /behind/ cat/ is/ the/ bookshelf/ . / →
4. my/ poster/ is/ where/ ? / →
5. coat/ the / the/ bed/ on/ is / . / →

II. Look and write YES or NO.







1. The books are on the bookcase.	
2. The cat is under the door.	
3. The dog is behind the table.	
4. The chair is next to the table.	
5. The Teddy bear is near the bed.	

III. Re-order the sentences to make a dialogue. Write the number in the box.

- A. Thank you. This is my cat, Bob.
 B. It's a picture of my living room.
 C. Where?
 D. What's this?
 E. It's behind the TV.
 F. Wow, your living room is so big.

1

IV. Look and write the missing letters.

1. 	<u>U</u> <u>n</u> <u>d</u> <u>e</u> <u>r</u>
2. 	<u>_</u> <u>_</u> <u>s</u> <u>t</u> <u>r</u>
3. 	<u>b</u> <u>_</u> <u>d</u> <u>_</u> <u>o</u> <u>_</u> <u>m</u>
4. 	<u>p</u> <u>_</u> <u>u</u> <u>_</u> <u>e</u>
5. 	<u>_</u> <u>i</u> <u>_</u> <u>i</u> <u>n</u> <u>g</u> <u>r</u> <u>_</u> <u>m</u>
6. 	<u>_</u> <u>o</u> <u>a</u> <u>_</u>