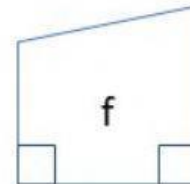
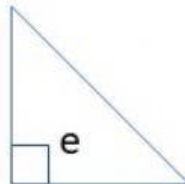
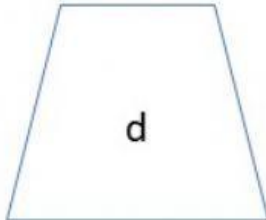
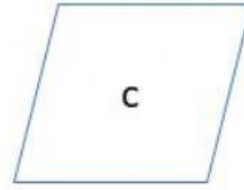
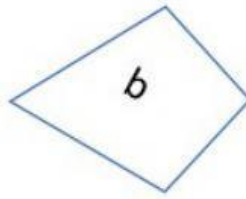
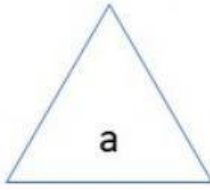


Answer the questions about the figures.



Which shapes have PARALLEL lines?

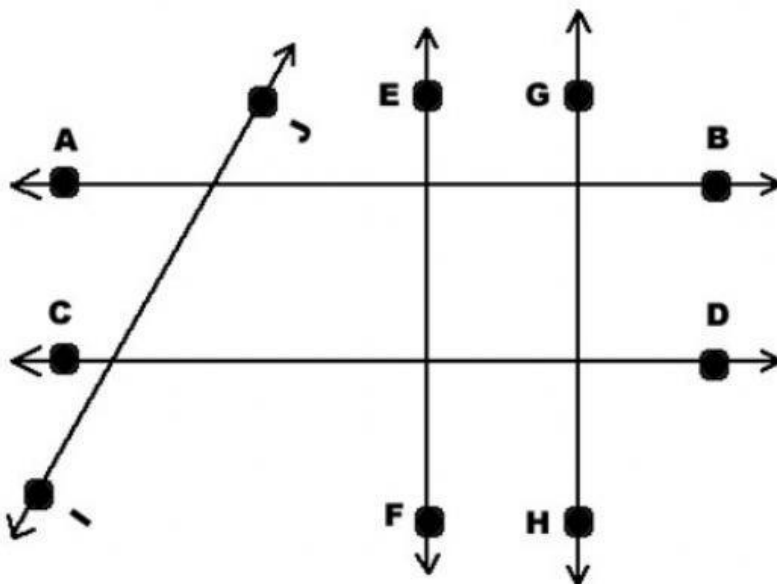
Which shapes have PRPENDICULAR lines?

Which shapes have INTERSECTING lines?

a   b   c   d   e   f

a   b   c   d   e   f

a   b   c   d   e   f



Line AB and Line GH are...

Line CD and Line AB are...

Line EF and Line GH are...

Line EF and Line IJ are...

Line IJ and Line CD are...

Line CD and Line GH are...