

NAME:.....













ENGLISH 3

Time: 40'

CLASS: 3

I. LISTENING

Task 1: Listen and tick ☒. There is one example.

 A <input checked="" type="checkbox"/>	 B <input type="checkbox"/>	 1. A. <input type="checkbox"/>	 B. <input type="checkbox"/>
 2. A. <input type="checkbox"/>	 B. <input type="checkbox"/>	 3. A. <input type="checkbox"/>	 B. <input type="checkbox"/>
 4. A. <input type="checkbox"/>	 B. <input type="checkbox"/>	 5. A. <input type="checkbox"/>	 B. <input type="checkbox"/>

Task 2. Listen and tick ☒ or cross ☒. There are two examples.

Examples:






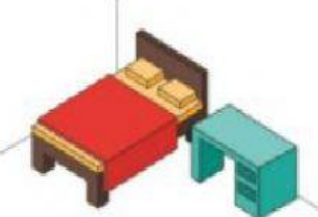


A. ☒



B. ☒







 1. <input type="checkbox"/>	 2. <input type="checkbox"/>	 3. <input type="checkbox"/>
 4. <input type="checkbox"/>	 5. <input type="checkbox"/>	

Task 3. Listen and number the pictures. The first picture is done for you.




 <p>A. <input checked="" type="checkbox"/></p>	 <p>B. <input type="checkbox"/></p>	 <p>C. <input type="checkbox"/></p>
 <p>D. <input type="checkbox"/></p>	 <p>E. <input type="checkbox"/></p>	 <p>F. <input type="checkbox"/></p>

II. READING AND WRITING.

Task 1: Look and write.

<p>optres → p o s t e r</p> 	<p>1. irahc → c _ _ _ _</p> 	<p>2. atco → c _ _ _ _</p> 
<p>3. rodo → d _ _ _ _</p> 	<p>4. labet → t _ _ _ _</p> 	<p>5. labl → b _ _ _ _</p> 

Task 2: Look and read. Tick(V) or cross (X).

 <p>1. <input type="checkbox"/> The bed is behind the table</p>	 <p>2. <input type="checkbox"/> My ball is under the table.</p>	 <p>3. <input type="checkbox"/> My posters are on the desk.</p>
----------------------------------------------------------------------------------------------------------------------------------------------------	----------------------------------------------------------------------------------------------------------------------------------------------------	------------------------------------------------------------------------------------------------------------------------------------------------------

 <p>4. <input type="checkbox"/> The pictures are on the bed.</p>	 <p>5. <input type="checkbox"/> My coats are on the wall.</p>	 <p>6. <input type="checkbox"/> The apple is in front of the box.</p>
---------------------------------------------------------------------------------------------------------------------------------------------------	------------------------------------------------------------------------------------------------------------------------------------------------	----------------------------------------------------------------------------------------------------------------------------------------------------------

Task 3: Odd one out:

- | | | | |
|-------------------|-------------|------------|------------|
| 1. a. my | b. his | c. she | d. her |
| 2. a. poster | b. picture | c. kitchen | d. book |
| 3. a. living room | b. bathroom | c. bed | d. kitchen |
| 4. a. hello | b. how | c. how old | d. where |

Task 4: Read and match:

1. Where's the bed?	1.	a. They are on the wall.
2. What colour is your coat?	2.	b. No. But there is a big tree.
3. How old is your mother?	3.	c. They are in your schoolbag.
4. How old are you?	4.	d. I'm fine, thanks.
5. Where are my books?	5.	e. It's brown.
6. Is there a pond in front of your house?	6.	f. It's in the bedroom.
7. How are you?	7.	g. I'm nine years old.
8. Where are his posters?	8.	h. She's thirty eight years old.

Task 5: Read and complete.

Over coats Where on balls near

Tony: Where are my (0) balls, Mum?

Tony's mother: Your balls? Look in your bedroom. They're (1) _____ the desk.


Tony: Thanks, Mum. And do you see my (2) _____ ?

Tony's mother: Yes.

Tony: (3) _____ are they, Mum?

Tony's mother: (4) _____ there, (5) _____ the wall.

Task 6: Look at the picture and complete:



1. This is my bedroom. There is a bed _____ the room.
2. There is a table too. There are two chair _____ the table.
3. There are some books _____ the bed.
4. There are some balls _____ the table.
5. There is a poster _____ the wall.

Task 7: Put the words in correct order:

1. is/ coat/ my/ where/ ?/ - on/ wall/ it/ is/ the/.

.....

2. balls/ his/ where/ are/? / - are/ they/ under/ chair/ the/.

.....

3. is/ of/ in/ there/ a/ tree/ house/ my/ front/.

.....

4. the/ book/ Is/ there/ ?

.....

5. tables/ there/ How/ are/ many/ ?/

.....

6. are/ four/ chairs/ near/ table/ the/ there/.

.....