


Name : \_\_\_\_\_ Std 3 ENGLISH (Set 4)

## Unit 1: Welcome

### Exercise 1: Describing the appearances

● Complete the sentences with suitable adjectives describing appearances based on the given pictures.



muscular	chubby	tall	haggard
sharp	wrinkled	curly	beautiful

- Albert looks very \_\_\_\_\_ in that formal attire.
- My grandmother has got \_\_\_\_\_ skin and white hair.
- My brother has been looking \_\_\_\_\_ lately.  
He must have been eating a lot.
- The model is very \_\_\_\_\_. She has got an attractive body and face.
- The beggar looks \_\_\_\_\_ and exhausted.
- The athlete is very \_\_\_\_\_. His arms are toned.
- My brother is quite \_\_\_\_\_. His height is 178cm.
- The girl has difficulty brushing her \_\_\_\_\_ hair.

Name : \_\_\_\_\_ Std 3 ENGLISH (Set 4)

## Exercise 2: Describing the appearances

- Group the words describing the appearances of the given people to their correct categories in the tree map below.

1



Mr Chin Long is a Chinese man. He is twenty-five years old. He has got fair skin. His hair is black.

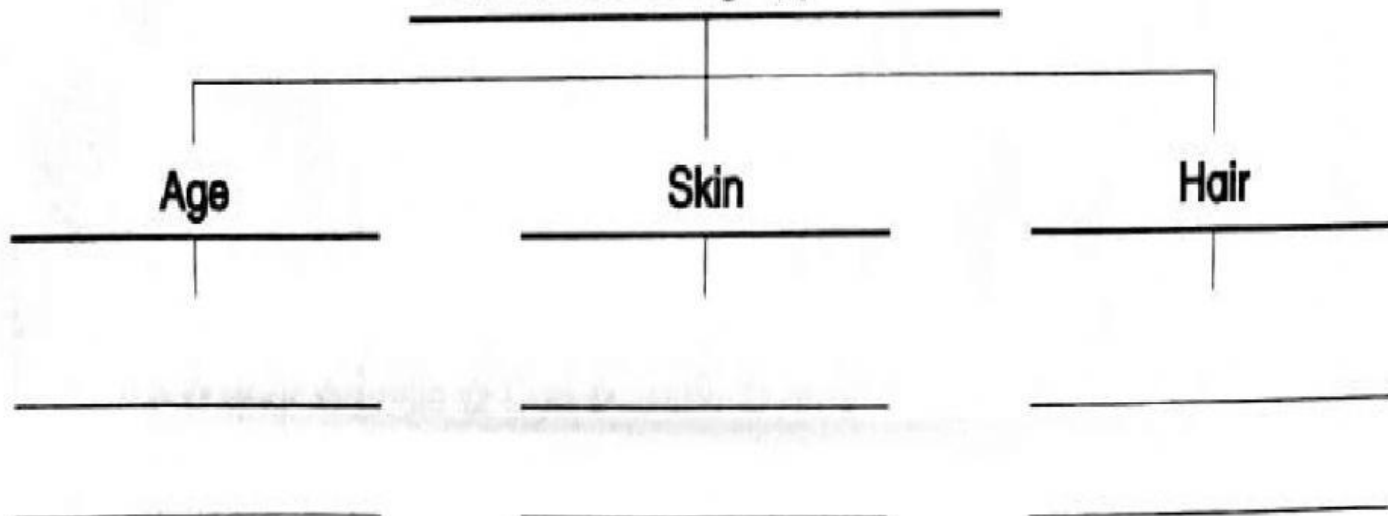
2



Ms Rebecca is an English woman. She is twenty-three years old. She has got olive skin. Her hair is blonde.

- Tree map ●

### Words Describing Appearances



Name : \_\_\_\_\_ Std 3 ENGLISH (Set 4)

### Exercise 3: Describing the appearances

● Read the dialogue and fill in the description of Wendy.

Kimmy: Who's that?

Mary: She's my friend.

Kimmy: What's her name?

Mary: Her name is Wendy.

Kimmy: Has she got black hair?

Mary: Yes. She has a long black hair.

Kimmy: Has she got small eyes?

Mary: No. She has a big brown eyes like me.

Kimmy: Has she got a big smile?

Mary: Yes. She has got a big smile.

Kimmy: Is she pretty?

Mary: Yes, she is.

1. Name: \_\_\_\_\_

2. Hair: \_\_\_\_\_

3. Colour: \_\_\_\_\_

4. Eyes: \_\_\_\_\_

5. Smile: \_\_\_\_\_

6. Appearance: \_\_\_\_\_

Name : \_\_\_\_\_ Std 3 ENGLISH (Set 4)

# Exercise 4: Vocabulary


● Fill in the blanks.



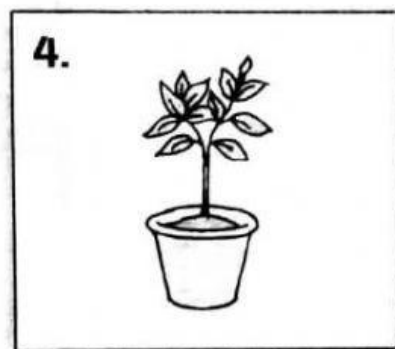
cl \_ r \_



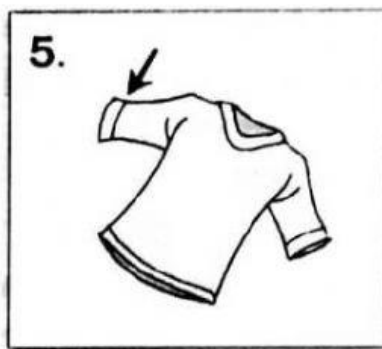
b \_ \_ous \_



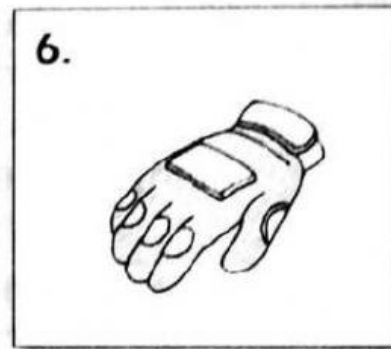
\_ loo \_



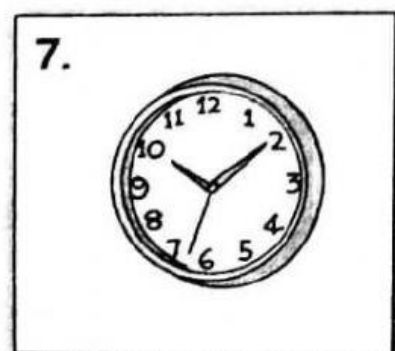
\_ l \_ nt



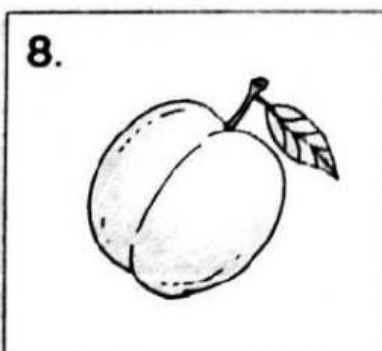
\_ le \_ ve



\_ l \_ ve



cl \_ c \_



p \_ u \_



fl \_ t \_





Name : \_\_\_\_\_ Std 3 ENGLISH (Set 4)

### Exercise 5: Vocabulary









● Write the correct action words based on the given pictures.

playing badminton	roller blading	doing karate	swimming	dance	fly a kite	skate
----------------------	-------------------	-----------------	----------	-------	---------------	-------



Name : \_\_\_\_\_ Std 3 ENGLISH (Set 4)

Exercise 6: Circle the correct answer.

Choose the correct time	
1. 	2. 
A. twelve o'clock B. two o'clock	A. a quarter past six B. a quarter to six
3. 	4. 
A. five o'clock B. four o'clock	A. a quarter to two B. a quarter to one
5. 	6. 
A. a quarter past eight B. a quarter to eight	A. a quarter to ten B. a quarter past ten
6. 	8. 
A. a quarter past one B. a quarter to one	A. a quarter to three B. a quarter to four