

Lessons 3–4 What shape is it?

- How many shapes can you see around you now?

Vocabulary

- 1 Match the words to the 3D (three-dimensional) shapes.

sphere

cube

cylinder

triangular prism

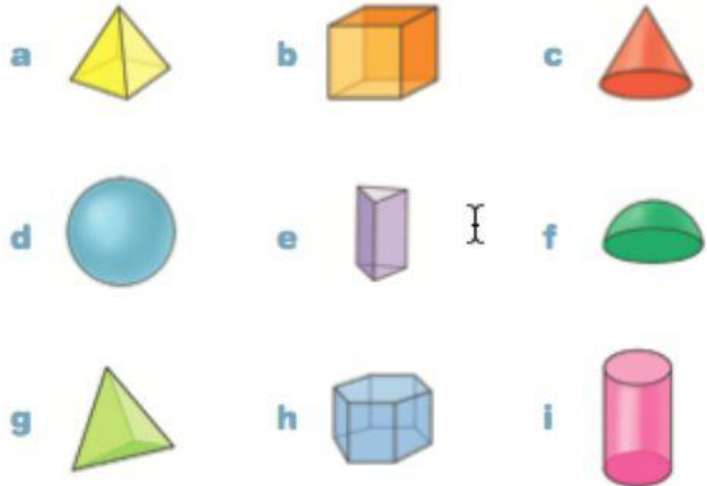
hexagonal prism

square-based pyramid

triangular pyramid

hemisphere

cone



- 2 Read the text and match the descriptions to the shapes in Activity 1.

3D shapes

3D (three-dimensional) shapes are solid shapes which have depth, height and width. They are based on some 2D (two-dimensional) shapes you already know.

CIRCLE – A cone¹ has a circle at one end and a point at the other. A cylinder² has a circle at each end – both circles are the same size. A sphere³ is completely round and looks like a ball. A hemisphere⁴ is half a sphere – it has a circle at the bottom and is round on top.

SQUARE – A cube⁵ has six sides. Each side is a square and all the squares are the same size. A square-based pyramid⁶ has a square as its base and four triangular sides which meet at a point.

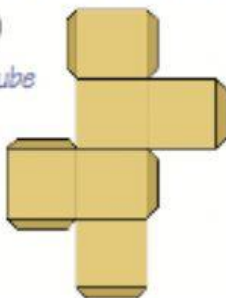
TRIANGLE – A triangular pyramid⁷ has a triangle as its base and three triangular sides which meet at a point. A triangular prism⁸ has a triangle at each end – both triangles are the same size.

HEXAGON – Do you know what a hexagon is? It's a 2D shape with six sides and six angles. A hexagonal prism⁹ has a hexagon at each end – both hexagons are the same size.


- 3 A 'net' is a pattern that you can cut and fold to make a 3D shape. Match these nets to the shapes in Activity 1.

1

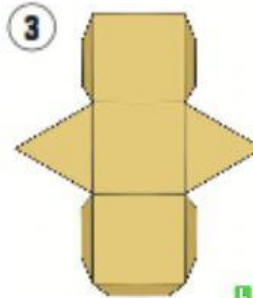
a cube



2



3



4

