

SUPPLEMENTARY EXERCISES 1

LETTER Ww - WORKSHEET







Name:

Class:







Question 1: Look and circle the odd one out. Write.



Question 2: Look and circle the correct word.

0. 	<div> <div> window </div> <div> well </div> <div> watch </div> </div>	1. 	<div> <div>well</div> <div>wall</div> <div>watch</div> </div>
2. 	<div> <div>window</div> <div>watch</div> <div>watermelon</div> </div>	3. 	<div> <div>whale</div> <div>wall</div> <div>watch</div> </div>
4. 	<div> <div>window</div> <div>whale</div> <div>watch</div> </div>	5. 	<div> <div>whale</div> <div>watch</div> <div>well</div> </div>

Question 3: Look and circle.

0. Here is my		<input checked="" type="radio"/> A. clock	B. jelly	C. ink
1. This is my		A. jet	B. cookie	C. whale
2. I like		A. apples	B. omelette	C. carrots
3. Look at the !		A. frog	B. hippo	C. fox
4. My funny!		A. fish	B. dog	C. hen
5. Can you see my?		A. uncle	B. monkey	C. seal

Question 4: Look and circle.

1. This is my pretty jacket.



2. I have a watermelon.



3. Here is my fork.



4. Look at the umpire.



5. There is an umbrella under the table.









6. Can I have an octopus, please?









Question 5: choose the







best answer

0. 	This is my watch. This is my well.	3. 	I like juice. I like jam.
1. 	Look at the drum! Look at the dragon!	4. 	I have a carrot. I have a cookie.
2. 	I see a wall. I see a window.	5. 	Here is my frog. Here is my fox.

Question 6: Look and order the letters.

					
ELWL <u>WELL</u>	INDOWW	ALWL	HAWLE	MELONWAERT	ATWHC

Question 7: Look and write the beginning letters.

0. 	1. 	2. 	3. 	4. 	5. 
<div>LI</div>	<div></div>	<div></div>	<div></div>	<div></div>	<div></div>

