



6th Grade  
Unit: 6

## Video 1

Semana: 1  
Del 14 al 18 Febrero





6th Grade  
Unit: 6

## Video 2

Semana: 1  
Del 14 al 18 Febrero





6th Grade  
Unit: 6

# Healthy or Unhealthy Food

Activity 1

Observar las imágenes, escuchar, arrastrar y pegarlas en la columna correcta.



Read,



Cut and




Glue.

\*Look at the pictures and classify, cut and glue the healthy and unhealthy food.

## HEALTHY FOOD



## UNHEALTHY FOOD








6th Grade  
Unit: 6

# Healthy Food is Important

Activity 2

Observar, leer y unir ambas columnas.

 Look,  Read and  Match/Connect.

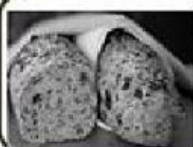
A)



B)



C)



D)



1.

Important for my  
body contain  
protein.

2.

Is good for my eyes.

3.

Are the best source  
of calcium.

4.

Important for  
energy.



6th Grade  
Unit: 6

# Using WH Questions

Activity 3

Leer, escuchar y escribir la palabra en el cuadro correcto.



Read and



Complete.

## Word Bank

WHAT

WHY

HOW

WHO

WHERE

WHEN





- Ask about person
- Who is that woman?





- Asking in or at what place or position
- Where do you live?
- Where are my boots?




6 6 6



- Asking about time, occasion, moment
- When can I see you?
- When did you last see him?





- Asking for a reason, explanation
- Why were you late?
- Why was he late?





- Asking for a specific thing, object
- What's the matter?
- What time is it?





- Asking for a way, manner, form
- How does it work?
- How do you go to school?





6th Grade  
Unit: 6

## What's for breakfast, lunch and dinner?

Activity

4

Observar, leer, escuchar, arrastrar y pegar.



Read,



Cut and



Glue.

\*Cut and glue the food images onto the correct place.



breakfast



lunch



dinner



Milk



turkey



toast



cereal



hamburger



ham



salad



pancakes



pizza