

Name: \_\_\_\_\_

Year 1 Bijak

Tuesday

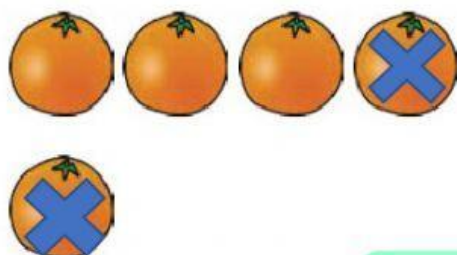
7<sup>th</sup> February 2022

## Chapter 4 - Subtraction within 10

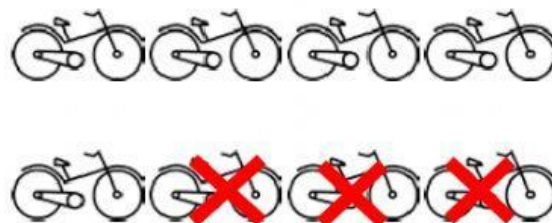
### Topic: Subtracting by taking away

1.) Study each picture.


Then, complete the subtraction sentence.




$5 - 2 =$




$8 - 3 =$




$8 - 1 =$



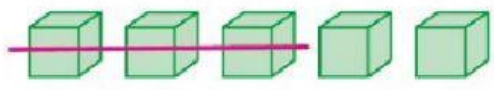

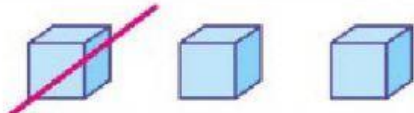
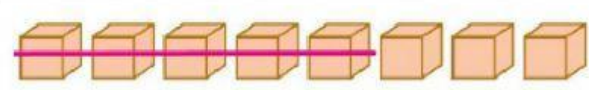
$9 - 4 =$












$6 - 2 =$



$10 - 5 =$

 $5 - 3 = \square$	 $4 - 2 = \square$
 $3 - 1 = \square$	 $8 - 5 = \square$

Subtraction checklist:

I can count to 10			
I can subtract within 10			
I can use pictures or objects to subtract.			



Means you think  
you did very well



Means you think  
you did quite well



Means you think you  
need to do better