

Zadanie 6. (0–3)

Uzupełnij dialog. Wpisz w każdą lukę (6.1.–6.3.) brakujący fragment wypowiedzi, tak aby otrzymać logiczny i spójny tekst. Luki należy uzupełnić w języku angielskim.

X: Excuse me, does this bus go to the shopping centre?

Y: Yes, it does.

X: That's great. And 6.1. _____ does it take for the bus to get there?

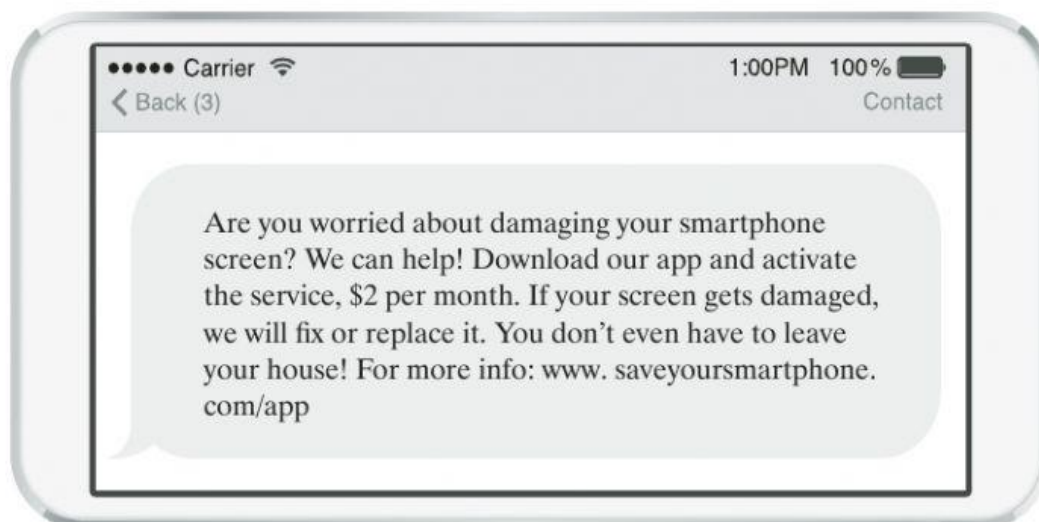
Y: About 20 minutes. You have to 6.2. _____ at the bus stop called "Santa Ana Mall". That's the name of a shopping centre.

X: 6.3. _____ very much.

Y: You're welcome.

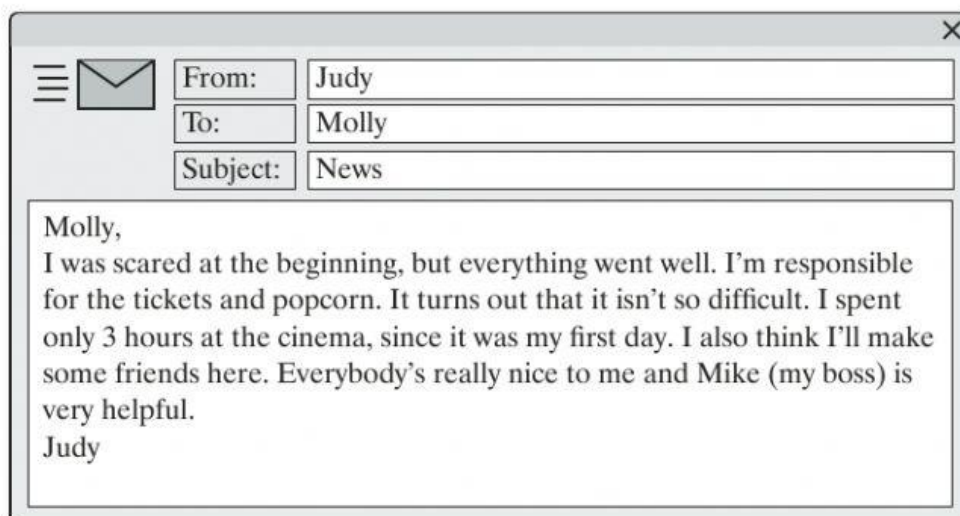
Zadanie 7. (0–4)

Przeczytaj teksty. W zadaniach (7.1.–7.4.) z podanych odpowiedzi wybierz właściwą, zgodną z treścią tekstu. Zakreśl jedną z liter: A, B albo C.



7.1. The author of the text message encourages the reader to

- A. call him/her to get information.
- B. fix his/her smartphone screen.
- C. pay for a useful service.



7.2. What is Judy writing about?

- A. her new job
- B. a meeting with friends
- C. a movie she watched at the cinema



7.3. The author of this leaflet

- A. encourages readers to buy something.
- B. gives information about one product.
- C. invites readers to visit a new shop.

ATTENTION STUDENTS!

THE PHOTOGRAPHER will be in the school on September 12th and September 13th. The photos will be used for the yearbook and the ID cards.

Collect your new ID cards from the secretary's office on September 20th.

REMEMBER – you must keep both of your school IDs with you at all times.

7.4. The photos

- A. can be collected from the secretary's office.
- B. are needed for an important document.
- C. will be used for the yearbook only.

PRZENIEŚ ROZWIĄZANIA NA KARTĘ ODPOWIEDZI!

Zadanie 8. (0–4)

Przeczytaj tekst, z którego usunięto cztery zdania. Wpisz w każdą lukę (8.1.–8.4.) literę, którą oznaczono brakujące zdanie (A–E), tak aby otrzymać logiczny i spójny tekst. Uwaga! Jedno zdanie zostało podane dodatkowo i nie pasuje do żadnej luki.

THE CLEVER THIEF

One day, a man got up in the morning, ate breakfast, and, as usual, went to his garage where his car was parked. But to his shock he saw the car was gone! He went to the police station to report it stolen. Then he took a cab to work. **8.1.** ____ He couldn't believe his eyes! He rushed to the car and saw an envelope on the driver's seat. **8.2.** ____ It said: "I'm not a thief. I'm sorry I took your car, but I had an emergency and had to go to hospital with my little daughter. I didn't have my phone and I didn't want to wake anybody up. I left you a small gift – four cinema tickets for your whole family. Sorry once again!"

The man was really happy that his car was returned. **8.3.** ____ They had a lot of fun there. When they got back home from the cinema, they saw that the door was open and all electronic equipment and money stolen! **8.4.** ____ He opened it and saw a note. It said: "How was the movie?"

- A. Inside there were cinema tickets and a note.
- B. And then the man noticed an envelope on the kitchen table.
- C. He told the police officers that the thief brought his car back.
- D. Of course, he decided to take his family to the cinema that night.
- E. However, when he got up the next day, his car was standing in front of his house.

PRZENIEŚ ROZWIĄZANIA NA KARTĘ ODPOWIEDZI!

Zadanie 11. (0–3)

Przeczytaj tekst. Spośród wyrazów podanych w ramce wybierz te, które są poprawnym uzupełnieniem luk 11.1.–11.3. Wpisz odpowiednią literę (A–F) obok numeru każdej luki.

Uwaga! Trzy wyrazy zostały podane dodatkowo i nie pasują do żadnej luki.

A. brown	B. have	C. may	D. nearest	E. those	F. together
----------	---------	--------	------------	----------	-------------

WHY ARE ZEBRAS STRIPED?

Some people think of zebras as black animals with white stripes while others believe that they're white animals with black stripes. Well, the real question is – why do zebras have stripes at all?


Scientists believe that stripes on a zebra 11.1. _____ be for camouflage. Zebras live on grassy plains in Africa so their stripes blend in with the grass, making it harder for lions to spot them. Also, when many zebras stand 11.2. _____ their stripes blend and the lions have problems with spotting individual zebras or seeing which way they're moving. And it doesn't matter that grass is green or brown and zebras are black and white, because lions can't see the difference between 11.3. _____ colours.



PRZENIEŚ ROZWIĄZANIA NA KARTĘ ODPOWIEDZI!

Zadanie 12. (0–4)

Przeczytaj tekst. Wybierz poprawne uzupełnienie luk 12.1.–12.4. Zakreśl jedną z liter: A, B albo C.



From:

Tracy Smith

To:

Anna Murray

Subject:

My new glasses

Anna,

Guess what! I was at the optician's with my mum yesterday and 12.1. _____ turned out that I need glasses. I wanted to choose the frames when I was there, but I didn't know which of them would suit me best because they come in many shapes and colours! And then I thought about you – you wear glasses too and you have 12.2. _____ a good taste in clothes and accessories. So, 12.3. _____ you help me in shopping for my frames? Let me know if you have some free time 12.4. _____ Friday or Saturday.

Love,
Tracy

12.1.	A. they	B. it	C. we
12.2.	A. really	B. so	C. such
12.3.	A. did	B. do	C. would
12.4.	A. on	B. from	C. for

PRZENIEŚ ROZWIĄZANIA NA KARTĘ ODPOWIEDZI!

Zadanie 13. (0–4)

Uzupełnij zdania 13.1.–13.4. Wykorzystaj w odpowiedniej formie wyrazy podane w nawiasach. Nie należy zmieniać kolejności podanych wyrazów, trzeba natomiast – jeżeli jest to konieczne – dodać inne wyrazy, tak aby otrzymać zdania logiczne i gramatycznie poprawne. Wymagana jest pełna poprawność ortograficzna wpisywanych fragmentów.

Uwaga! W każdą lukę możesz wpisać maksymalnie trzy wyrazy, wliczając w to wyrazy już podane.

13.1. Mike was waiting for his sister when (*I/meet/he*) _____
at the train station last weekend.

13.2. Susie, which sport (*John/prefer*) _____: volleyball or football?

13.3. I hope there (*be*) _____ a lot of people at my birthday party next Saturday.

13.4. It (*have/never/snow*) _____ in my city.