

Activity 1

The Father of Jigsaws

Read the text and match the phrases to make sentences.

Lee el texto y une las frases para formar oraciones.

The Father of Jigsaws

Do you like jigsaws? A lot of young people do. In fact, many adults like jigsaw puzzles, too. An Englishman called John Spilsbury invented the jigsaw puzzle in 1767. Spilsbury was a mapmaker. The first jigsaw puzzle was a map of the world. Spilsbury attached a map of the world to a thin piece of wood. Then he cut out all the countries. Eighteenth century teachers loved the idea. They used Spilsbury's puzzle in their geography classes. This idea is still very popular today.

- | | |
|---------------------------------------|--|
| 1. An Englishman | _____ in 1767. |
| 2. He made his first puzzle. | _____ map of the world. |
| 3. It was a | _____ invented the jigsaw puzzle. |
| 4. The idea was especially | _____ with jigsaw puzzles. |
| 5. Ever since then people have played | _____ popular with geography teachers. |

Look at the puzzle and answer the question. What is it?

Observa el rompecabezas y contesta la pregunta. ¿Qué es?



It's a

Activity 2

Games, Games, Games

Read and match with the number.

Lee y relaciona con un número.

1. The most popular game in the world
2. Arthur Wynne
3. He was a journalist.
4. He invented the puzzle.

- _____ invented the crossword
 _____ in 1913
 _____ is the crossword
 _____ for the New York World

Circle the correct plural forms.

Circula la forma correcta de los plurales.

- | | | |
|--------------|------------|-------------|
| 1. newspaper | newspapers | newspaperes |
| 2. clue | cluees | clues |
| 3. domino | dominoes | dominnos |
| 4. guess | guesss | guesses |
| 5. dish | dishs | dishes |

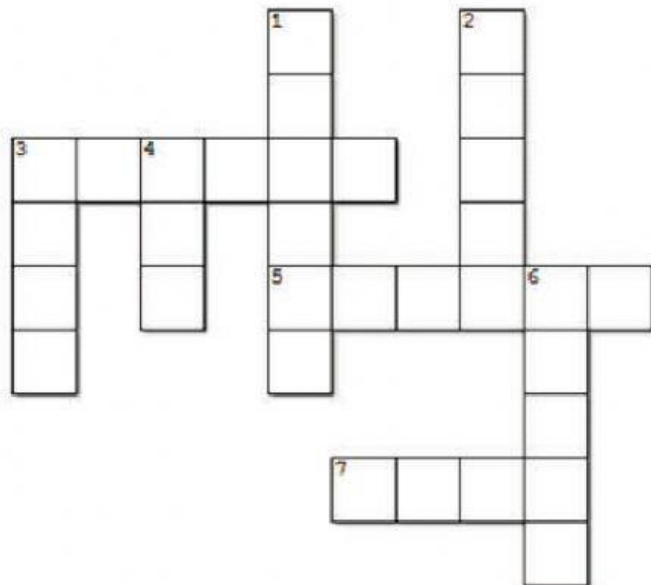
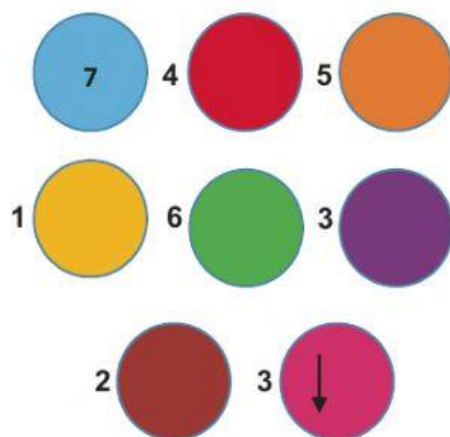
Complete the table.

Completa la tabla.

Singular	Crossword	Dash	Snake	Puzzle	Bee	Ladder
Plural						

Complete the puzzle with the colors.

Completa el crucigrama con los colores.



Activity 3

The Mystery Word

Read the text.

Lee el texto.

The Mystery Word

Alan and his sister Samantha love board games. Samantha's favorite game is dominoes, but Alan prefers hangman. They played hangman last night. It was Alan's turn. He chose a word with six letters. He wrote six dashes on a piece of paper and waited for Samantha to **guess** the word. "E," said Samantha. "No!" said Alan. "O?" asked Samantha. "No," said Alan again. What about "A," asked Samantha. Alan wrote "A" onto the third dash, but Samantha couldn't guess the word.

It was quartz. Quartz is a mineral. Quartz is an excellent word for hangman because it has so many **unusual** letters. It's difficult to guess a word like quartz.



Complete the sentences using the information from the text.

Completa las oraciones utilizando la información del texto.

1. Alan's favorite word game is _____.
2. Samantha likes _____.
3. Alan's **hangman** word had _____ letters.
4. Samantha could not _____ the word.
5. Quartz is a _____.



Coordinación de Inglés en Educación Básica de la SET-Derechos Reservados.

Activity 4

Puzzle Games

Number the sentences to create a paragraph.

Ordena con números las oraciones para crear un párrafo.

- _____ But that was not originally the case with snakes and ladders.
- 1 Most puzzle games are just for fun.
- _____ They played the game to learn the difference between good and bad.
- 3 So why did children in India play snakes and ladders?
- 7 The good squares represented good qualities like honesty and generosity.
- _____ And the bad squares represented bad qualities like disobedience and dishonesty.
- 5 The ladders were on good squares.
- _____ And the snakes were on bad squares.



Answer the questions.

Responde las preguntas.

1. Why do most people play puzzle games?

2. Why did children in India play snakes and ladders?

3. Which squares were the ladders on?

4. Where were the snakes?

5. What did the good squares represent?

6. What did the bad squares represent?

Activity 5

Elm Village

Read and match to make true sentences about Elm Village.

Lee y relaciona para hacer oraciones verdaderas sobre Elm Village.

VISIT ELM VILLAGE

Elm Village is about 20 kms northeast of Sherwood Forest. According to the legend, Little John lived there before he joined Robin Hood and the Merry Men. Elm village is old and colorful.



These are village stocks. They are hundreds of years old. A long time ago, criminals and outlaws had to sit in the stocks while the villagers threw rotten fruit at them.



1. Elm village is
2. The Village Green
3. Criminals were put in the stocks
4. The blacksmith's shop.
5. Visitors can't go into the Blacksmith's shop.

The small 14th century church is another attraction.



This is the Village Green. It's famous for its duck pond.



The Blacksmith's shop is 400 years old. It isn't used these days, but visitors can visit it from Monday to Saturday.



- ___ is famous for its ducks.
___ on Sundays.
___ 20 kms from Sherwood Forest.
___ in the old days.
___ is very old.

Activity 6

Landmarks in My City

Draw a picture of a landmark in your town or city.

Elabora un dibujo de un lugar característico del pueblo o ciudad donde vives.



Coordinación de Inglés en Educación Básica de la SET-Derechos Reservados.

Activity 7

Robin Hood Part 1

Number the events in the correct sequence.

Ordena los eventos en el orden correcto.



Add capital letters and punctuation to the sentences.

Agrega letras mayúsculas y puntuación a las oraciones.

1. robin hood was strong but little john was much bigger than robin hood

2. what's your name little john asked robin hood

3. little john pushed robin hood down the river

Activity 8

Robin Hood Part 2

Match the sentences to the pictures.
Une las oraciones con las imágenes.

Little John met the **outlaws**.
He heard their stories...

1. Soon plans were made.
2. The sheriff's men were stopped in the forest.
3. The sheriff's money was taken.
4. The money was returned to the poor.



Answer the questions.
Responde las preguntas.

1. What happened after Little John heard the outlaw's stories?

Soon plans _____

2. Who was stopped in the forest?

The sheriff's men _____

3. What happened next?

The sheriff's money _____

4. What happened to the money?

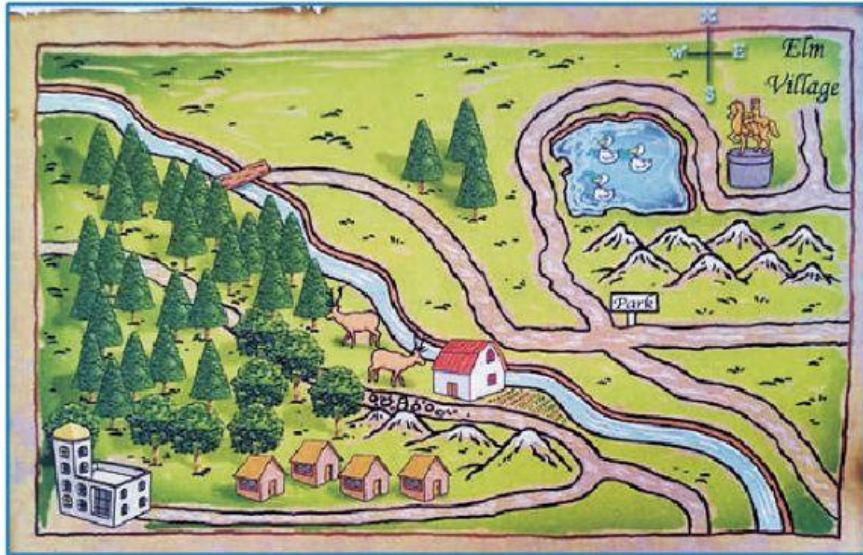
The money _____

Activity 9

Little John's Path

Read and follow Little John's path on the map.

Lee y sigue el camino de Little John en el mapa.



Little John lived in Elm Village. One day he went to look for Robin Hood. He left his home early in the morning. He walked south to a statue of King John. He went past the statue and walked to a lake. He stopped at the lake and rested as he watched the ducks. He walked around the lake and then south to the crossroads. He studied the signpost there and turned west to Sherwood Forest. He passed three tall pine trees. He walked on to the river. There was a tree trunk across the river. It made a good bridge.

Answer the questions.

Responde las preguntas.

1. When did Little John start his journey?

2. What did he pass first?

3. What did he see on the lake?

4. How many tall trees did he pass?

5. What was there across the river?