


WEEKLY ACTIVITIES – January 31st to February 4th

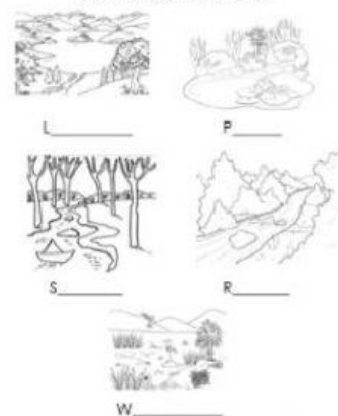
School Projects

- Freshwater habitats



- Activities

Unidad Educativa Particular Bilingüe
Interamericano
SCHOOL PROJECT
WRITE THE NAME OF THE DIFFERENT FRESH WATER ECOSYSTEMS.
Lake - Pond - Stream - River - Wetland




L _____
P _____
S _____
R _____
W _____



Literacy

- Letter Ww



Pronouns



Page 42 – pronunciation lab – book 3

Letters and Sounds



cow



wagon



worm




woman





42

Listen and repeat while pointing to each letter. Circle the letter in track 1 and write using the sound. Trace over the letters Ww. Then look at the words and circle the one that ends with the letter w.

United Education Particulars Kingston
Interamericano
LITERACY

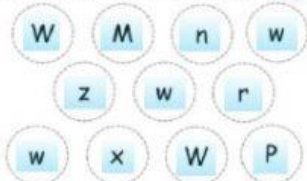
Name _____
Beginning Sound _____
 _____

Color the pictures that begin with the w sound.



Letter W w

A/ Top on the capital and small letter **W w** :



B/ Top on the pictures which starting with letter **W w** :



Letter W

Select the Ws.

How many Ws?

Select the correct pictures for letter W

LIVEWORKSHEETS

Interamericana

GRABBY

Worksheet PDF

Teaching Resources

Personal Pronouns

Look at each picture and choose the pronoun, then color in the correct circle.

	<input type="radio"/> she		<input type="radio"/> I
	<input type="radio"/> they		<input type="radio"/> you
	<input type="radio"/> he		<input type="radio"/> we
	<input type="radio"/> I		<input type="radio"/> it
	<input type="radio"/> they		<input type="radio"/> he
	<input type="radio"/> I		<input type="radio"/> she
	<input type="radio"/> he		<input type="radio"/> it

Look and click the correct answer.

	<input type="radio"/> we		<input type="radio"/> you
	<input type="radio"/> they		<input type="radio"/> I
	<input type="radio"/> it		<input type="radio"/> she
	<input type="radio"/> I		<input type="radio"/> if
	<input type="radio"/> we		<input type="radio"/> he
	<input type="radio"/> they		<input type="radio"/> I
	<input type="radio"/> I		<input type="radio"/> it
	<input type="radio"/> if		<input type="radio"/> she
	<input type="radio"/> you		<input type="radio"/> he
	<input type="radio"/> he		<input type="radio"/> you
	<input type="radio"/> I		<input type="radio"/> we
	<input type="radio"/> we		<input type="radio"/> it

Math

Review numbers

Complete pages 25 and 34– Pre-math – book 3

Addition

$2 + 2$	$8 + 1$	$3 + 4$	$5 + 5$
$1 + 1$	$7 + 0$	$2 + 2$	$6 + 1$
$0 + 6$	$2 + 1$	$1 + 2$	$2 + 2$

Number Dictation

1	5
2	7
3	8
4	9
6	10

NUMBERS FROM 1 TO 100

Listen and write.

1	2	3	4	5	6	7	8	9	10
11	12	13	14	15	16	17	18	19	20
21	22	23	24	25	26	27	28	29	30
31	32	33	34	35	36	37	38	39	40
41	42	43	44	45	46	47	48	49	50
51	52	53	54	55	56	57	58	59	60
61	62	63	64	65	66	67	68	69	70
71	72	73	74	75	76	77	78	79	80
81	82	83	84	85	86	87	88	89	90
91	92	93	94	95	96	97	98	99	100

LIVEWORKSHEETS



Social and Emotional Development

- Story: The dolphin and the octopus




Page 59 – language skills

My Favorite Part of the Story

Fine Arts

- Letter Ww



Complete page 37- let's be creative



Academic Reinforcement

Name _____

Personal pronouns
Look at the picture and highlight what is correct.

	they		you
	I		we
	he		we
	she		it
	it		I
	she		you
	he		we
	they		I

Page 8 - pre math

How Many Are Left?

Cross out 3


Cross out 1

Cross out 2

Cross out 4

Count how many objects there are in all. Then cross out the objects in each set. Count how many objects are left. Write the number in the box.

DRAW CHARACTERS OF THE STORY.



Rache Pinta S.

Coordinator
Msc. Rache Pinta S.

Amarilis Zambrano

English Teacher
Amarilis Zambrano
Stefany Cruz