



**TEMA:** Números hasta 50

Objetivo:

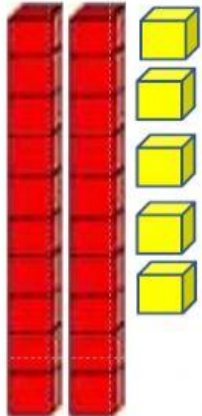


Contar, representar, leer y escribir números hasta 50.

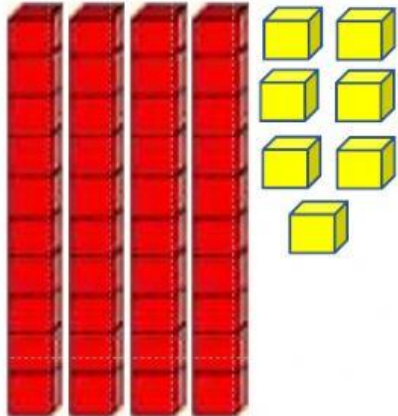




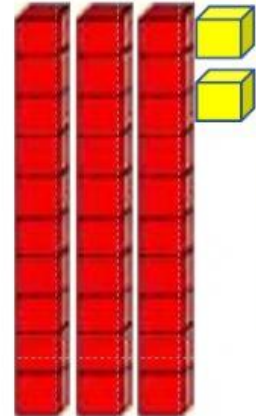
1.- Escribe en la tabla posicional el número que se representa con la base 10.



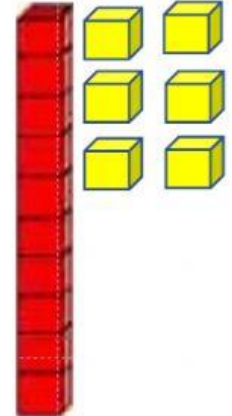
D	U



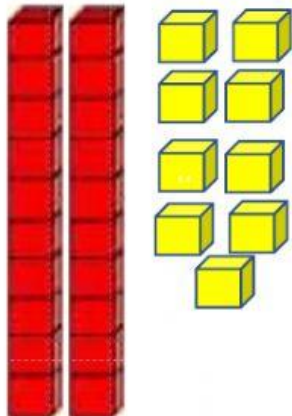
D	U



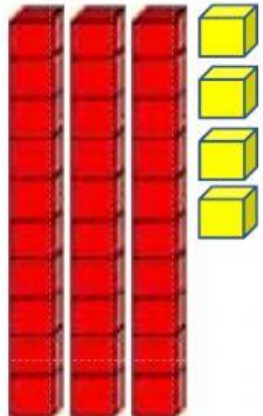
D	U



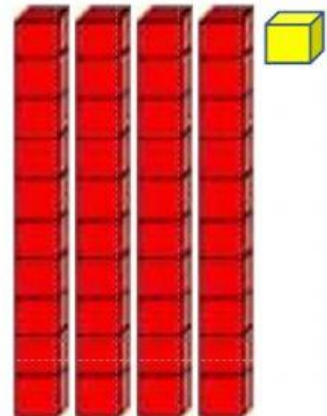
D	U



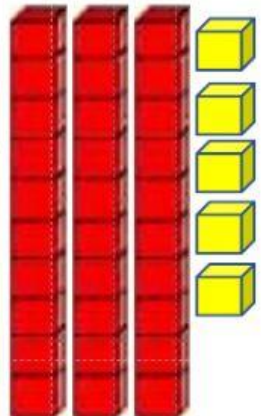
D	U



D	U























D	U



D	U



2.-Descubre el número oculto y escríbelo en el casillero según corresponda.


1		3	4		6	7		9	
	12	13			16		18		20
	22		24	25		27		29	30
31		33			36	37	38		40
41			44	45	46	47	48		50





































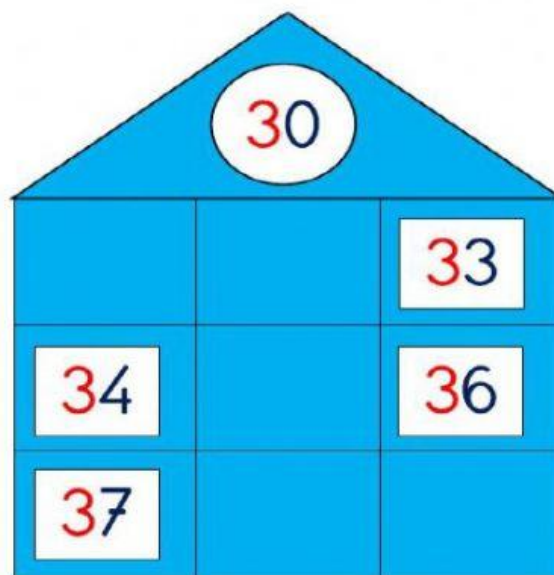
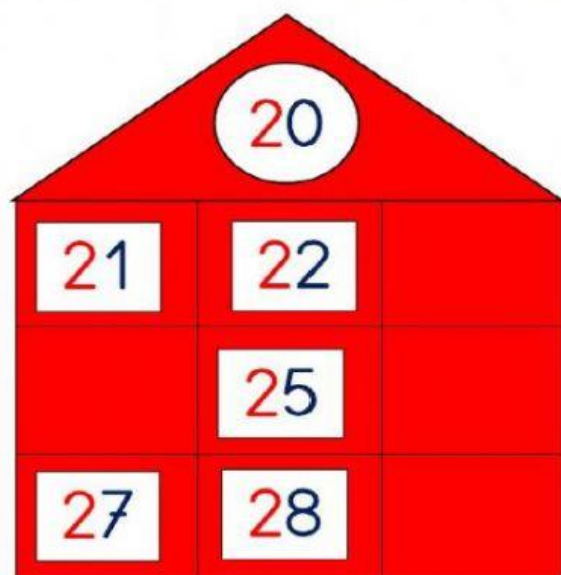
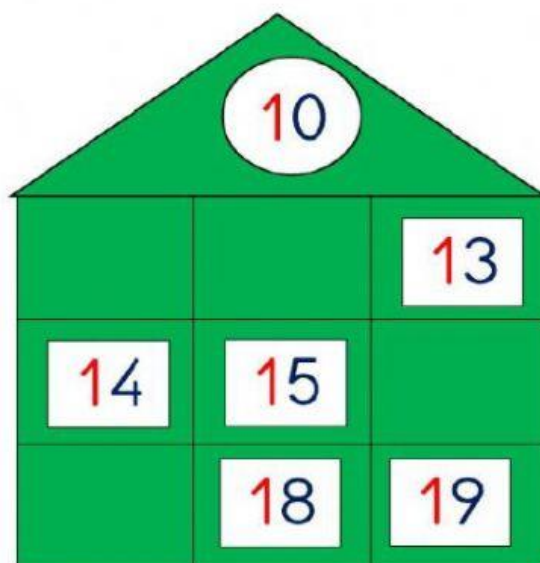
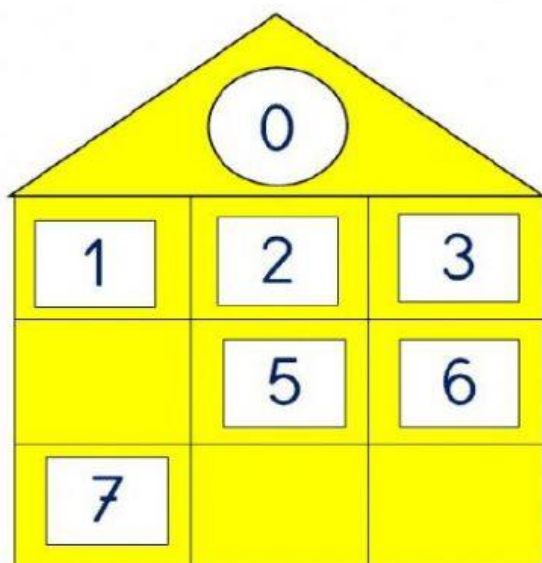




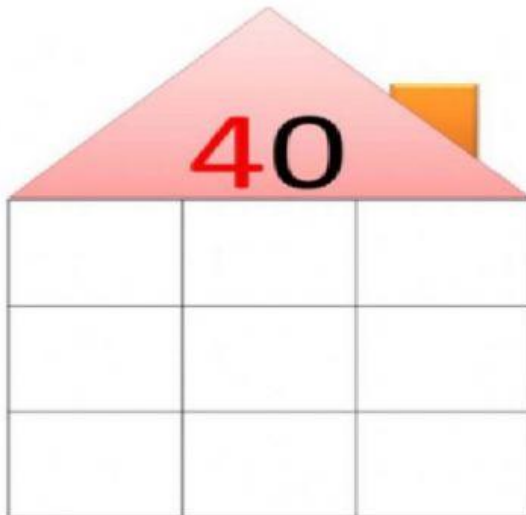




3. Completa las casitas con los números que faltan siguiendo la serie.







47    42    45    49  
43    48    41    46    44

4. Observa la cantidad que forma cada ábaco y escríbela en la tabla posicional.

 <table border="1" style="display: inline-table; margin-top: 10px;"> <tr><td>d</td><td>u</td></tr> <tr><td> </td><td> </td></tr> </table>	d	u			 <table border="1" style="display: inline-table; margin-top: 10px;"> <tr><td>d</td><td>u</td></tr> <tr><td> </td><td> </td></tr> </table>	d	u			 <table border="1" style="display: inline-table; margin-top: 10px;"> <tr><td>d</td><td>u</td></tr> <tr><td> </td><td> </td></tr> </table>	d	u		
d	u													
d	u													
d	u													
 <table border="1" style="display: inline-table; margin-top: 10px;"> <tr><td>d</td><td>u</td></tr> <tr><td> </td><td> </td></tr> </table>	d	u			 <table border="1" style="display: inline-table; margin-top: 10px;"> <tr><td>d</td><td>u</td></tr> <tr><td> </td><td> </td></tr> </table>	d	u			 <table border="1" style="display: inline-table; margin-top: 10px;"> <tr><td>d</td><td>u</td></tr> <tr><td> </td><td> </td></tr> </table>	d	u		
d	u													
d	u													
d	u													



5.-Escribe el nombre de cada número.

48

17

25

43

34

