



Unit "Lights, Camera, Action!"  
Lesson 4 - It's a shiny mask

1) Listen and repeat. Escuchá y repetí.



2) Match. Uní.

**COLORFUL**

**LISO**

**SHINY**

**COLORIDO**

**PLAIN**

**ESTAMPADO**

**PRINTED**


**BRILLANTE**


3) Listen and match. Escuchá y uní. (Página 10)


<https://elt.oup.com/elt/students/shineon/audio/so6-cd1-12.mp3?cc=global&selLanguage=en>


**Make your own Superhero**

4) Write the letters and find Joe's superhero name.  
Escribí las letras y encontrá el nombre del superhéroe de Joe. (Página 10)

1  1

2  2

3  3

4  4

Joe is the   m   K

5) Look at the picture and press the sentences to listen to them. Then watch the video. Mirá la imagen y presioná las oraciones para escucharlas. Luego mirá el video. (Página 11)

**Learn Grammar**

Whose mask is this?

Ask Charlie. I think it's his.

No, it isn't. Charlie's mask is colorful.



6) Read and match. Ask and answer. Léé y uní. Preguntá y respondé. (Página 11)

- Whose colorful mask is this? . . . . . It's Stella's.
- Whose plain boots are these? . . . . . They're Joe's.
- Whose shiny T-shirt is this? . . . . . They're Lily's.
- Whose colorful pants are these? . . . . . It's Charlie's.



*Great Job!*