Rectas Paralelas

Tú puedes hacerlo

1)

Según el gráfico. Calcular el valor de x.
Si: $\overleftrightarrow{L_1} \parallel \overleftrightarrow{L_2}$

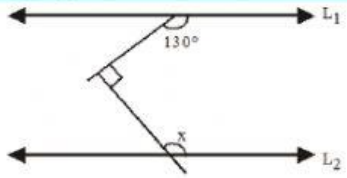

a) 18° b) 20° c) 30°

d) 120° e) 140°

2)

En la figura $\overleftrightarrow{L_1} \parallel \overleftrightarrow{L_2}$. Hallar : x

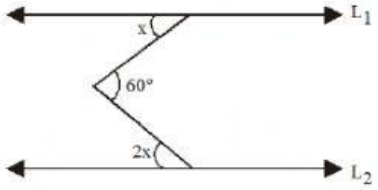

a) 18° b) 20° c) 30°

d) 120° e) 130°

3)

Si: $\overleftrightarrow{L_1} \parallel \overleftrightarrow{L_2}$. Hallar : x

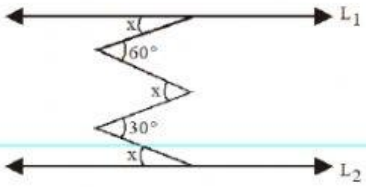

a) 18° b) 20° c) 30°

d) 120° e) 130°

4)

Del gráfico $\overleftrightarrow{L_1} \parallel \overleftrightarrow{L_2}$. Hallar : x

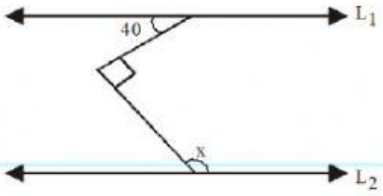

a) 18° b) 20° c) 30°

d) 120° e) 130°

5)

En el gráfico $\overleftrightarrow{L_1} \parallel \overleftrightarrow{L_2}$. Hallar : x

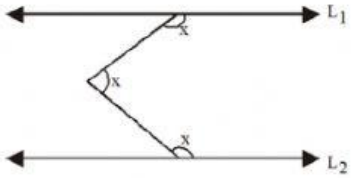

a) 18° b) 20° c) 30°

d) 120° e) 130°

6)

En la figura. Calcular el valor de x:
Si: $\overleftrightarrow{L_1} \parallel \overleftrightarrow{L_2}$

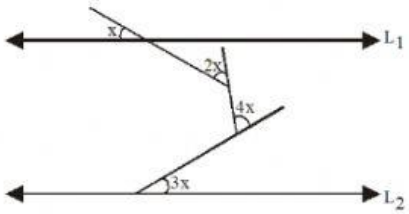

a) 18° b) 20° c) 30°

d) 120° e) 130°

LIVEWORKSHEETS

Triángulo

Tú puedes hacerlo

1)

En la figura. Calcular m □ RPQ.

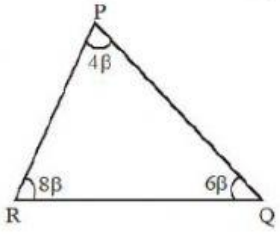

a) 15° b) 40° c) 50°

d) 100° e) 130°

2)

En la figura. Calcular la m □ ACB

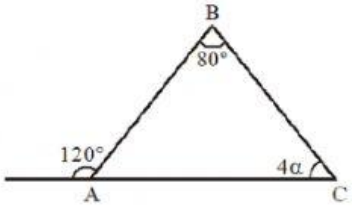

a) 15° b) 40° c) 50°

d) 100° e) 130°

3)

En la figura. Calcular : x. Si AB = BC.

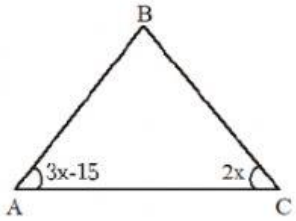

a) 15° b) 40° c) 50°

d) 100° e) 130°

4)

En la figura. PR = QR, Calcular m□ SPQ

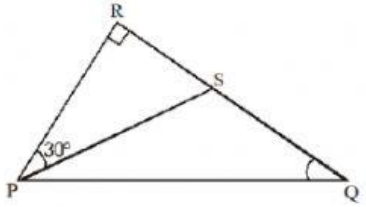

a) 15° b) 40° c) 50°

d) 100° e) 130°

5)

En la figura. Calcular m □ ACB

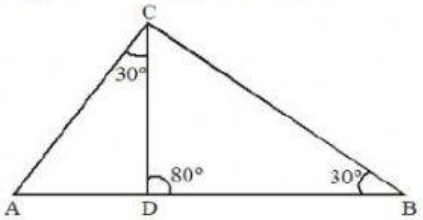

a) 15° b) 40° c) 50°

d) 100° e) 130°

6)

En la figura: $\overline{PR} \parallel \overline{ST}$; calcular x

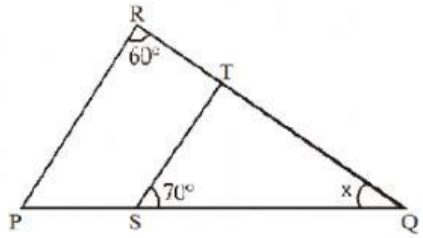

a) 15° b) 40° c) 50°

d) 100° e) 130°

LIVEWORKSHEETS