

## REVIEW UNIT 1-6

I Listen and look at the pictures. Circle A, B, or C.  01

Example



(A)



(B)



(C)

1



(A)



(B)



(C)

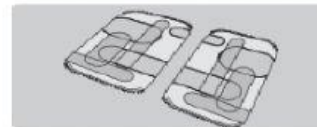
2



(A)

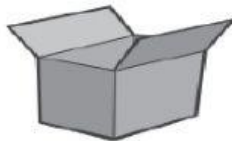


(B)



(C)

3



II Complete the words.

/4

1



shelf

2




blanket

3



pillow

4




rug

5



cabinet

### III Write the words. Color.



1 This is a blue table.

2 These are red \_\_\_\_\_.

3 These are green \_\_\_\_\_.

4 This is a yellow \_\_\_\_\_.

### IV Match and write.

This That These Those



a \_\_\_\_\_ are my pens.



b That is a new board.



c \_\_\_\_\_ is a new computer.



d \_\_\_\_\_ are new drawers.



e \_\_\_\_\_ is my picture.

V Circle the odd-one-out. Write.



1 pizza

2 \_\_\_\_\_

3 \_\_\_\_\_

4 \_\_\_\_\_

VI Match.

1 **30** ☒ c    2 **70** ☐    3 **40** ☐    4 **90** ☐    5 **20** ☐

a ☐ forty

b ☐ twenty

c ☐ thirty

d ☐ seventy

e ☐ ninety

VII Listen and write. 10

1 30

2 \_\_\_\_\_

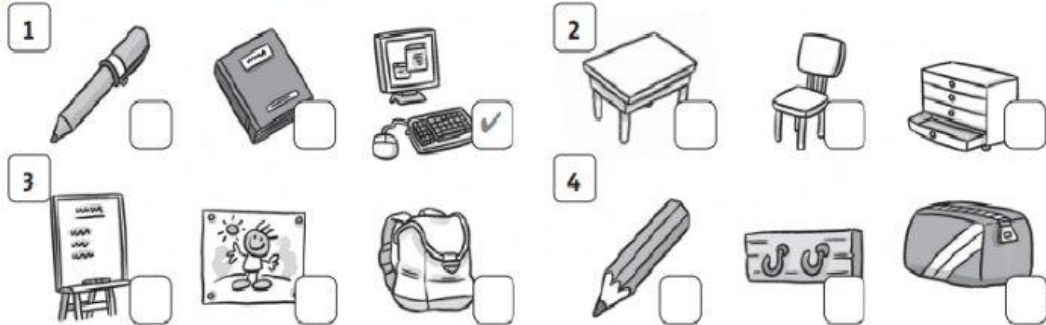
3 \_\_\_\_\_

4 \_\_\_\_\_

5 \_\_\_\_\_

6 \_\_\_\_\_

VIII Listen and check (✓). 11



IX Listen and circle the beginning sounds you hear. 09

1 gr br fr

2 dr tr cr

3 gr br fr

4 dr tr cr

' $\sigma = -\sigma$