




Review: Signs, Labels and instructions

Do these pictures show a sign, a label or instructions?

		
<p>Instructions label sign</p>	<p>Instructions label sign</p>	<p>Instructions label sign</p>

Match the signs and labels with their meaning:

This sign tells drivers to turn left.



This sign means you can't come in here



This label warns us that something is poisonous.



This sign warns us that children cross the road here.



This label tells us how much something costs.



Arrange these instructions in order

How to make a sandwich:

First, spread butter on both slices of bread.	1.
Before you begin, get two slices of bread, some butter and some filling for your sandwich.	2.
Slice the sandwich in half.	3.
Next, put the filling on top of the butter on one slice.	4.
Finally, eat your sandwich.	5.
Then place the other slice of bread, butter side down, on top of the filling.	6.